



Leading Inverter Manufacturer

String Inverter | Hybrid Inverter | Microinverter



Note:

The technical data above mentioned may be updated or revised due to product development.

The data in this brochure is subject to change without notice.

The latest datasheet and catalogue can be acquired via market@deye.com.cn

Ningbo Deye Inverter Technology Co., Ltd.

Address: No. 26 South YongJiang Road, Daqi, Beilun, NingBo, Zhejiang, China.

Tel: +86 (0)574 86228841 | Fax: +86 (0)574 86228852



Ver: 5.3.04.14.26





Company Profile

1

Ningbo Deye Inverter Technology Co., Ltd, founded in 2007 with registered capital of 56 million USD, is one of the China's high-tech enterprises and a subsidiary of Deye Group. With a plant area over 600,000m² and complete production and testing equipment, Deye has become a major player in the global solar inverter market.

2

Ningbo Deye Inverter Technology Co., Ltd is dedicated to providing complete photovoltaic power system solutions, including residential and commercial power plants solutions. Also, Deye offers solar energy storage system solutions. Among them, PV grid-connected inverter power range from 1-136kW, Hybrid inverter 3kW-80kW, and microinverter 300W-2250W.

3

As a technology-oriented company, Deye has always been committed to researching and developing new cutting-edge technologies to provide efficiency and reliable products. For example, Deye adopts T-type three-level topology and enhanced SVPWM algorithm to further improve the conversion efficiency by 0.7% compared with common SPWM. With frequency droop control technology, Deye string inverter is able to work with diesel generator, which greatly expands the scope of the product application.

Milestones

2025

Deye inverter shipments exceeded 5million, including over 2 million hybrid inverters.

2023

Cumulative shipments of hybrid inverters surpassed **1 million** units.

2021

Deye Group was successfully listed on SSE of China in 2021, **Stock Code 605117.SH.**

2017

Introduced the first-gen hybrid inverter with PV input and battery charge control, supporting up to 16 units in parallel.

2024

Launched of the next-generation hybrid inverters and microinverters with a fresh design.

2022

Launched the **50kW** hybrid inverter for commercial and industrial applications with dual battery ports.

2019

By the end of 2019, Deye hybrid inverter shipments exceeded 30000 units, ranking among the leading brands in South Africa, Pakistan and the U.S.

2007

Founded in 2007 with registered capital of **58 million USD**. (1 USD=6.9 CNY)

Core Technology

Deye hybrid inverter 3-80kW with 208/230/240/400Vac


- ◆ Automatic switching time 4ms
- ◆ 6 time periods for battery charging/discharging
- ◆ V/f droop control, Max. 16pcs in parallel
- ◆ Supports using diesel generator to charge battery directly, ensuring system energy supply 7* 24H
- ◆ Max. conversion efficiency of 97.6%; Max. battery charge efficiency of 96.5%



Core Features

Deye grid-connected inverter 1-136kW

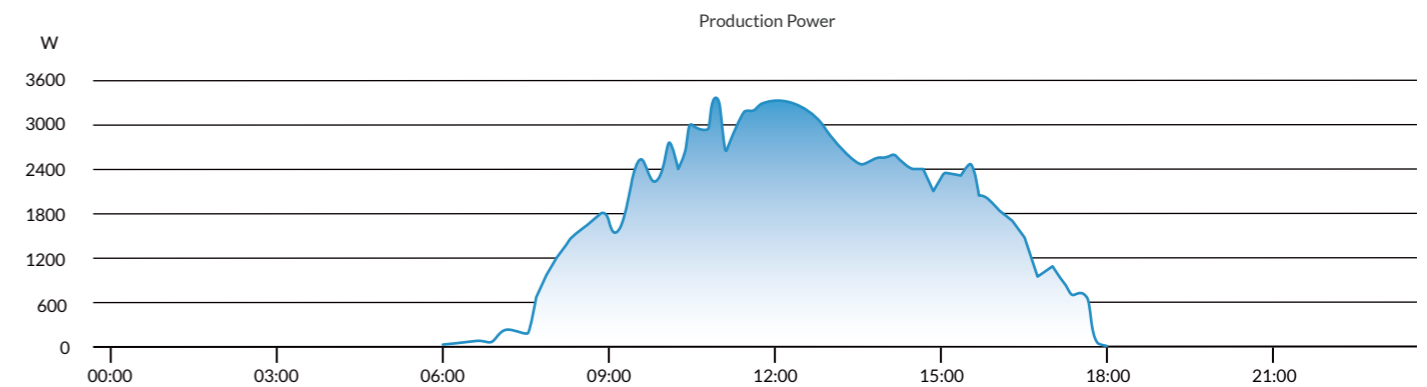
- ◆ Max. 8 MPP trackers, Max. efficiency up to 98.9%
- ◆ High DC/AC ratio 1.5 times for more yields
- ◆ Wide output voltage range 277-520Vac
- ◆ Zero export application, response speed within 0.5S
- ◆ T-type three-level topology and enhanced SVPWM
- ◆ Type II DC / AC SPD, frequency droop control technology
- ◆ Max. DC input current of 16A/string, adapt to 600W solar panel
- ◆ String intelligent monitoring (optional), Ani-PID function (Optional)



Main Highlights

Deye microinverter 300-2250W

- ◆ Support reactive power compensation, comply with UL code.
- ◆ Module level monitoring, Max. 4 MPPTs design
- ◆ Max. DC input current 18A, adapt to 790W PV module
- ◆ Rapid shutdown function, safe and reliable
- ◆ WIFI communication
- ◆ IP67 protection degree, 15 years warranty



Physical Layout

0W	200 W	180 W	150 W
170 W	170 W	280 W	250 W
270 W	280 W	260 W	240 W





Single Phase
String Inverter




Microinverter



Three Phase
String Inverter (LV)



Single Phase
Hybrid Inverter



Three Phase
String Inverter



Three Phase
Hybrid Inverter









Accessory & monitoring

Single Phase String Inverter

SUN-1/1.5/2/2.2/2.5/2.7/3/3.3/3.6/4K-G04P1-EU-AM1



-  1 MPP tracker, Max. efficiency up to 97.5%
-  Zero export application, VSG application
-  String intelligent monitoring (optional)
-  Wide output voltage range
-  Anti-PID function (Optional)
-  Low start-up voltage of 80V







Technical Data

Model	SUN-1K-G04 P1-EU-AM1	SUN-1.5K-G04 P1-EU-AM1	SUN-2K-G04 P1-EU-AM1	SUN-2.2K-G04 P1-EU-AM1	SUN-2.5K-G04 P1-EU-AM1	SUN-2.7K-G04 P1-EU-AM1	SUN-3K-G04 P1-EU-AM1	SUN-3.3K-G04 P1-EU-AM1	SUN-3.6K-G04 P1-EU-AM1	SUN-4K-G04 P1-EU-AM1
PV String Input Data										
Max. PV Input Power (kW)	1.3	2	2.6	2.9	3.3	3.5	3.9	4.3	4.7	5.2
Max. PV Input Voltage (V)	550									
Start-up Voltage (V)	80									
MPPT Voltage Range (V)	70-500									
Rated PV Input Voltage (V)	360									
Max. Operating PV Input Current (A)	20									
Max. Input Short Circuit Current (A)	30									
No. of MPP Trackers/ No. of Strings MPP Tracker	1/1									
AC Output Side										
Rated AC Output Active Power (kW)	1	1.5	2	2.2	2.5	2.7	3	3.3	3.6	4
Max. AC Output Apparent Power (kVA)	1.1	1.65	2.2	2.42	2.75	2.97	3.3	3.63	3.96	4.4
Rated AC Output Current (A)	4.6/4.4	6.8/6.5	9.1/8.7	10/9.6	11.4/10.9	12.3/11.8	13.7/13.1	15/14.4	16.4/15.7	18.2/17.4
Max. AC Output Current (A)	5/4.8	7.5/7.2	10/9.6	11/10.6	12.5/12	13.5/13	15/14.4	16.5/15.8	18/17.3	20/19.2
Rated Output Voltage/Range (V)	220/230 0.85Un-1.1Un									
Grid Connection Form	L/N/PE									
Rated Output Grid Frequency/Range(Hz)	50/45-55, 60/55-65									
Power Factor Adjustment Range	0.8 leading to 0.8 lagging									
Total Current Harmonic Distortion THDi	<3%									
DC Injection Current	<0.5In									
Efficiency										
Max. Efficiency	97.3%					97.5%				
Euro Efficiency	96.9%					97.0%				
MPPT Efficiency	>99%									
Equipment Protection										
DC Reverse Polarity Protection	Yes									
AC Output Overcurrent Protection	Yes									
AC Output Overvoltage Protection	Yes									
AC Output Short Circuit Protection	Yes									
Thermal Protection	Yes									
Insulation Impedance Detection	Yes									
DC Component Monitoring	Yes									
Arc Fault Circuit Interrupter (AFCI)	Optional									
Anti-islanding Protection	Yes									
Residual Current Detection	Yes									
DC Switch	Yes									
Surge Protection Level	TYPE II(DC), TYPE II(AC)									
Interface										
Communication Interface	RS485/RS232									
Monitor Mode	GPRS/WIFI/Bluetooth/4G/LAN(optional)									
General Data										
Operating Temperature Range (°C)	-25 to +65°C, >45°C Derating									
Permissible Ambient Humidity	0-100%									
Permissible Altitude (m)	2000m									
Noise (dB)	≤35									
Ingress Protection(IP) Rating	IP 65									
Inverter Topology	Non-Isolated									
Over Voltage Category	OVC II(DC), OVC III(AC)									
Cabinet Size (WxHxD mm)	280×272.5×171.5 (Excluding Connectors and Brackets)									
Weight (kg)	5.6									
Warranty	5 Years									
Type of Cooling	Natural Cooling									
Grid Regulation	IEC 61727, IEC 62116, CEI 0-21, EN 50549, NRS 097, RD 140, UNE 217002, G98, G99, VDE-AR-N 4105									
Safety EMC/Standard	IEC/EN 61000-6-1/2/3/4, IEC/EN 62109-1, IEC/EN 62109-2									

Single Phase String Inverter

SUN-3.6/4/4.2/4.6/5/5.2/6/6.2K-G05P1-EU-AM2



-  2 MPP trackers, Max. efficiency up to 97.5%
-  Zero export application, VSG application
-  String intelligent monitoring (optional)
-  Wide output voltage range
-  Anti-PID function (Optional)
-  Low start-up voltage of 80V







Technical Data

Model	SUN-3.6K-G05 P1-EU-AM2	SUN-4K-G05 P1-EU-AM2	SUN-4.2K-G05 P1-EU-AM2	SUN-4.6K-G05 P1-EU-AM2	SUN-5K-G05 P1-EU-AM2	SUN-5.2K-G05 P1-EU-AM2	SUN-6K-G05 P1-EU-AM2	SUN-6.2K-G05 P1-EU-AM2
PV String Input Data								
Max. PV Input Power (kW)	5.4	6	6.3	6.9	7.5	7.8	9	9.3
Max. PV Input Voltage (V)	550							
Start-up Voltage (V)	80							
MPPT Voltage Range (V)	70-500							
Rated PV Input Voltage (V)	360							
Max. Operating PV Input Current (A)	18+18							
Max. Input Short Circuit Current (A)	27+27							
No. of MPP Trackers/ No. of Strings MPP Tracker	2/1+1							
AC Output Side								
Rated AC Output Active Power (kW)	3.6	4	4.2	4.6	5	5.2	6	6.2
Max. AC Output Apparent Power (kVA)	3.96	4.4	4.62	5.06	5.5	5.72	6.6	6.82
Rated AC Output Current (A)	16.4/15.7	18.2/17.4	19.1/18.3	21/20	22.8/21.8	23.7/22.7	27.3/26.1	28.2/27
Max. AC Output Current (A)	18/17.3	20/19.2	21/20.1	23/22	25/24	26/24.9	30/28.7	31/29.7
Rated Output Voltage/Range (V)	220/230 0.85Un-1.1Un							
Grid Connection Form	L/N/PE							
Rated Output Grid Frequency/Range(Hz)	50/45-55, 60/55-65							
Power Factor Adjustment Range	0.8 leading to 0.8 lagging							
Total Current Harmonic Distortion THDi	<3%							
DC Injection Current	<0.5In							
Efficiency								
Max. Efficiency	97.3%							97.5%
Euro Efficiency	96.9%							97.0%
MPPT Efficiency	>99%							
Equipment Protection								
DC Reverse Polarity Protection	Yes							
AC Output Overcurrent Protection	Yes							
AC Output Overvoltage Protection	Yes							
AC Output Short Circuit Protection	Yes							
Thermal Protection	Yes							
Insulation Impedance Detection	Yes							
DC Component Monitoring	Yes							
Arc Fault Circuit Interrupter (AFCI)	Optional							
Anti-islanding Protection	Yes							
Residual Current Detection	Yes							
DC Switch	Yes							
Surge Protection Level	TYPE II(DC), TYPE II(AC)							
Interface								
Communication Interface	RS485/RS232							
Monitor Mode	GPRS/WIFI/Bluetooth/4G/LAN(optional)							
General Data								
Operating Temperature Range (°C)	-25 to +60°C, >45°C Derating							
Permissible Ambient Humidity	0-100%							
Permissible Altitude (m)	3000m							
Noise (dB)	≤35							
Ingress Protection(IP) Rating	IP 65							
Inverter Topology	Non-Isolated							
Over Voltage Category	OVC II(DC), OVC III(AC)							
Cabinet Size (WxHxD mm)	305×280×180 (Excluding Connectors and Brackets)							
Weight (kg)	7.7							
Warranty	5 Years							
Type of Cooling	Natural Cooling							
Grid Regulation	IEC 61727, IEC 62116, CEI 0-21, EN 50549, NRS 097, RD 140, UNE 217002, G99, VDE-AR-N 4105							
Safety EMC/Standard	IEC/EN 61000-6-1/2/3/4, IEC/EN 62109-1, IEC/EN 62109-2							

Single Phase String Inverter

SUN-7/7.5/8K-G02P1-EU-AM2



-  2 MPP trackers, Max. efficiency up to 97.7%
-  Zero export application, VSG application
-  String intelligent monitoring (optional)
-  Wide output voltage range
-  Anti-PID function (Optional)
-  Low start-up voltage of 80V







Technical Data

Model	SUN-7K-G02P1-EU-AM2	SUN-7.5K-G02P1-EU-AM2	SUN-8K-G02P1-EU-AM2
PV String Input Data			
Max. PV Input Power (kW)	10.5	11.3	12
Max. PV Input Voltage (V)	550		
Start-up Voltage (V)	80		
MPPT Voltage Range (V)	70-500		
Rated PV Input Voltage (V)	360		
Max. Operating PV Input Current (A)	18+26		
Max. Input Short Circuit Current (A)	27+39		
No. of MPP Trackers/ No. of Strings MPP Tracker	2/1+2		
AC Output Side			
Rated AC Output Active Power (kW)	7	7.5	8
Max. AC Output Apparent Power (kVA)	7.7	8.25	8.8
Rated AC Output Current (A)	31.9/30.5	34.1/32.7	36.4/34.8
Max. AC Output Current (A)	35/33.5	37.5/35.9	40/38.3
Rated Output Voltage/Range (V)	220/230 0.85Un-1.1Un		
Grid Connection Form	L/N/PE		
Rated Output Grid Frequency/Range(Hz)	50/45-55, 60/55-65		
Power Factor Adjustment Range	0.8 leading to 0.8 lagging		
Total Current Harmonic Distortion THDi	<3%		
DC Injection Current	<0.5In		
Efficiency			
Max. Efficiency	97.7%		
Euro Efficiency	97.2%		
MPPT Efficiency	>99%		
Equipment Protection			
DC Reverse Polarity Protection	Yes		
AC Output Overcurrent Protection	Yes		
AC Output Overvoltage Protection	Yes		
AC Output Short Circuit Protection	Yes		
Thermal Protection	Yes		
Insulation Impedance Detection	Yes		
DC Component Monitoring	Yes		
Arc Fault Circuit Interrupter (AFCI)	Optional		
Anti-islanding Protection	Yes		
Residual Current Detection	Yes		
DC Switch	Yes		
Surge Protection Level	TYPE II(DC), TYPE II(AC)		
Interface			
Communication Interface	RS485/RS232		
Monitor Mode	GPRS/WIFI/Bluetooth/4G/LAN(optional)		
General Data			
Operating Temperature Range (°C)	-25 to +60°C, >45°C Derating		
Permissible Ambient Humidity	0-100%		
Permissible Altitude (m)	3000m		
Noise (dB)	≤35		
Ingress Protection(IP) Rating	IP 65		
Inverter Topology	Non-Isolated		
Over Voltage Category	OVC II(DC), OVC III(AC)		
Cabinet Size (WxHxD mm)	330×310×208.5 (Excluding Connectors and Brackets)		
Weight (kg)	12.1		
Warranty	5 Years		
Type of Cooling	Natural Cooling		
Grid Regulation	IEC 61727, IEC 62116, EN 50549, NRS 097, RD 140, UNE 217002, G99		
Safety EMC/Standard	IEC/EN 61000-6-1/2/3/4, IEC/EN 62109-1, IEC/EN 62109-2		

Single Phase String Inverter

SUN-9/10/10.5K-G02P1-EU-AM2




-  2 MPP trackers, Max. efficiency up to 97.7%
-  Zero export application, VSG application
-  String intelligent monitoring (optional)
-  Wide output voltage range
-  Anti-PID function (Optional)
-  Low start-up voltage of 80V






Technical Data

Model	SUN-9K-G02P1-EU-AM2	SUN-10K-G02P1-EU-AM2	SUN-10.5K-G02P1-EU-AM2
PV String Input Data			
Max. PV Input Power (kW)	13.5	15	15.8
Max. PV Input Voltage (V)	550		
Start-up Voltage (V)	80		
MPPT Voltage Range (V)	70-500		
Rated PV Input Voltage (V)	360		
Max. Operating PV Input Current (A)	26+26		
Max. Input Short Circuit Current (A)	39+39		
No. of MPP Trackers/ No. of Strings MPP Tracker	2/2+2		
AC Output Side			
Rated AC Output Active Power (kW)	9	10	10.5
Max. AC Output Apparent Power (kVA)	9.9	11	11.55
Rated AC Output Current (A)	41/39.2	45.5/43.5	47.8/45.7
Max. AC Output Current (A)	45/43.1	50/47.9	52.5/50.3
Rated Output Voltage/Range (V)	220/230 0.85Un-1.1Un		
Grid Connection Form	L/N/PE		
Rated Output Grid Frequency/Range(Hz)	50/45-55, 60/55-65		
Power Factor Adjustment Range	0.8 leading to 0.8 lagging		
Total Current Harmonic Distortion THDi	<3%		
DC Injection Current	<0.5%In		
Efficiency			
Max. Efficiency	97.7%		
Euro Efficiency	97.2%		
MPPT Efficiency	>99%		
Equipment Protection			
DC Reverse Polarity Protection	Yes		
AC Output Overcurrent Protection	Yes		
AC Output Overvoltage Protection	Yes		
AC Output Short Circuit Protection	Yes		
Thermal Protection	Yes		
Insulation Impedance Detection	Yes		
DC Component Monitoring	Yes		
Arc Fault Circuit Interrupter (AFCI)	Optional		
Anti-islanding Protection	Yes		
Residual Current Detection	Yes		
DC Switch	Yes		
Surge Protection Level	TYPE II(DC), TYPE II(AC)		
Interface			
Communication Interface	RS485/RS232		
Monitor Mode	GPRS/WIFI/Bluetooth/4G/LAN(optional)		
General Data			
Operating Temperature Range (°C)	-25 to +60°C, >45°C Derating		
Permissible Ambient Humidity	0-100%		
Permissible Altitude (m)	3000m		
Noise (dB)	≤35		
Ingress Protection(IP) Rating	IP 65		
Inverter Topology	Non-Isolated		
Over Voltage Category	OVC II(DC), OVC III(AC)		
Cabinet Size (WxHxD mm)	330×410×213.5 (Excluding Connectors and Brackets)		
Weight (kg)	14.8		
Warranty	5 Years		
Type of Cooling	Natural Cooling		
Grid Regulation	IEC 61727, IEC 62116, EN 50549, NRS 097, RD 140, UNE 217002, G99		
Safety EMC/Standard	IEC/EN 61000-6-1/2/3/4, IEC/EN 62109-1, IEC/EN 62109-2		

Three Phase String Inverter

SUN-3/4/5/6/7/8/9/10/12/15K-G06P3-EU-BM2-P1



-  2 MPP trackers, Max. efficiency up to 98.5%
-  Zero export application, VSG application
-  String intelligent monitoring (optional)
-  Wide output voltage range
-  Anti-PID function (Optional)






Technical Data

Model	SUN-3K-G06 P3-EU-BM2 -P1	SUN-4K-G06 P3-EU-BM2 -P1	SUN-5K-G06 P3-EU-BM2 -P1	SUN-6K-G06 P3-EU-BM2 -P1	SUN-7K-G06 P3-EU-BM2 -P1	SUN-8K-G06 P3-EU-BM2 -P1	SUN-9K-G06 P3-EU-BM2 -P1	SUN-10K-G06 P3-EU-BM2 -P1	SUN-12K-G06 P3-EU-BM2 -P1	SUN-15K-G06 P3-EU-BM2 -P1
PV String Input Data										
Max. PV Input Power (kW)	4.5	6	7.5	9	10.5	12	13.5	15	18	22.5
Max. PV Input Voltage (V)	1100									
Start-up Voltage (V)	140									
MPPT Voltage Range (V)	120-1000									
Rated PV Input Voltage (V)	600									
Max. Operating PV Input Current (A)										20+26
Max. Input Short Circuit Current (A)										30+39
No. of MPP Trackers/ No. of Strings MPP Tracker	2/1+1									2/1+2
AC Output Side										
Rated AC Output Active Power (kW)	3	4	5	6	7	8	9	10	12	15
Max. AC Output Apparent Power (kVA)	3.3	4.4	5.5	6.6	7.7	8.8	9.9	11	13.2	16.5
Rated AC Output Current (A)	4.6/4.4	6.1/5.8	7.6/7.3	9.1/8.7	10.7/10.2	12.2/11.6	13.7/13.1	15.2/14.5	18.2/17.4	22.8/21.8
Max. AC Output Current (A)	5/4.8	6.7/6.4	8.4/8	10/9.6	11.7/11.2	13.4/12.8	15/14.4	16.7/16	20/19.2	25/24
Rated Output Voltage/Range (V)	220/380V, 230/400V 0.85Un-1.1Un									
Grid Connection Form	3L/N/PE									
Rated Output Grid Frequency/Range(Hz)	50/45-55, 60/55-65									
Power Factor Adjustment Range	0.8 leading to 0.8 lagging									
Total Current Harmonic Distortion THDi	<3%									
DC Injection Current	<0.5In									
Efficiency										
Max. Efficiency	98.1%		98.2%		98.3%			98.5%		98.5%
Euro Efficiency	97.5%		97.6%		97.8%			98%		98%
MPPT Efficiency	>99%									
Equipment Protection										
DC Reverse Polarity Protection	Yes									
AC Output Overcurrent Protection	Yes									
AC Output Overvoltage Protection	Yes									
AC Output Short Circuit Protection	Yes									
Thermal Protection	Yes									
Insulation Impedance Detection	Yes									
DC Component Monitoring	Yes									
Arc Fault Circuit Interrupter (AFCI)	Optional									
Anti-islanding Protection	Yes									
Residual Current Detection	Yes									
DC Switch	Yes									
Surge Protection Level	TYPE II(DC), TYPE II(AC)									
Interface										
Communication Interface	RS485/RS232									
Monitor Mode	GPRS/WIFI/Bluetooth/4G/LAN(optional)									
General Data										
Operating Temperature Range (°C)	-25 to +60°C, >45°C Derating									
Permissible Ambient Humidity	0-100%									
Permissible Altitude (m)	4000m									
Noise (dB)	<45									
Ingress Protection(IP) Rating	IP 65									
Inverter Topology	Non-Isolated									
Over Voltage Category	OVC II(DC), OVC III(AC)									
Cabinet Size (WxHxD mm) (Excluding Connectors and Brackets)	283x525x178									283x525x188
Weight (kg)	11.5									12
Warranty	5 Years									
Type of Cooling	Natural Cooling									
Grid Regulation	IEC 61727, IEC 62116, EN 50549									
Safety EMC/Standard	IEC/EN 61000-6-1/2/3/4, IEC/EN 62109-1, IEC/EN 62109-2									

Three Phase String Inverter

SUN-18/20/22/23/25K-G05




-  2 MPP trackers, Max. efficiency up to 98.5%
-  Zero export application, VSG application
-  String intelligent monitoring (optional)
-  Wide output voltage range
-  Anti-PID function (Optional)






Technical Data

Model	SUN-18K-G05	SUN-20K-G05	SUN-22K-G05	SUN-23K-G05	SUN-25K-G05
PV String Input Data					
Max. PV Input Power (kW)	23.4	26	28.6	29.9	32.5
Max. PV Input Voltage (V)	1100				
Start-up Voltage (V)	250				
MPPT Voltage Range (V)	200-1000				
Rated PV Input Voltage (V)	600				
Max. Operating PV Input Current (A)	26+26				
Max. Input Short Circuit Current (A)	39+39				
No. of MPP Trackers/ No. of Strings MPP Tracker	2/2+2				
AC Output Side					
Rated AC Output Active Power (kW)	18	20	22	23	25
Max. AC Output Apparent Power (kVA)	19.8	22	24.2	25.3	27.5
Rated AC Output Current (A)	27.3/26.1	30.3/29	33.4/31.9	34.9/33.4	37.9/36.2
Max. AC Output Current (A)	30/28.7	33.3/31.9	36.7/35.1	38.4/36.7	41.7/39.9
Rated Output Voltage/Range (V)	220/380V, 230/400V 0.85Un-1.1Un				
Grid Connection Form	3L/N/PE				
Rated Output Grid Frequency/Range(Hz)	50/45-55, 60/55-65				
Power Factor Adjustment Range	0.8 leading to 0.8 lagging				
Total Current Harmonic Distortion THDi	<3%				
DC Injection Current	<0.5In				
Efficiency					
Max. Efficiency	98.5%				
Euro Efficiency	98%				
MPPT Efficiency	>99%				
Equipment Protection					
DC Reverse Polarity Protection	Yes				
AC Output Overcurrent Protection	Yes				
AC Output Overvoltage Protection	Yes				
AC Output Short Circuit Protection	Yes				
Thermal Protection	Yes				
Insulation Impedance Detection	Yes				
DC Component Monitoring	Yes				
Arc Fault Circuit Interrupter (AFCI)	Optional				
Anti-islanding Protection	Yes				
Residual Current Detection	Yes				
DC Switch	Yes				
Surge Protection Level	TYPE II(DC), TYPE II(AC)				
Interface					
Communication Interface	RS485/RS232				
Monitor Mode	GPRS/WIFI/Bluetooth/4G/LAN(optional)				
General Data					
Operating Temperature Range (°C)	-25 to +60°C, >45°C Derating				
Permissible Ambient Humidity	0-100%				
Permissible Altitude (m)	4000m				
Noise (dB)	≤50				
Ingress Protection(IP) Rating	IP 65				
Inverter Topology	Non-Isolated				
Over Voltage Category	OVC II(DC), OVC III(AC)				
Cabinet Size (WxHxD mm)	362×527×220 (Excluding Connectors and Brackets)				
Weight (kg)	20				
Warranty	5 Years				
Type of Cooling	Intelligent Air Cooling				
Grid Regulation	IEC 61727, IEC 62116, CEI 0-21, EN 50549, NRS 097, RD 140, UNE 217002, OVE-Richtlinie R25, G99, VDE-AR-N 4105				
Safety EMC/Standard	IEC/EN 61000-6-1/2/3/4, IEC/EN 62109-1, IEC/EN 62109-2				

Three Phase String Inverter

SUN-30/33/35/36K-G04



-  2 MPP trackers, Max. efficiency up to 98.6%
-  Zero export application, VSG application
-  String intelligent monitoring (optional)
-  Wide output voltage range
-  Anti-PID function (Optional)






Technical Data

Model	SUN-30K-G04	SUN-33K-G04	SUN-35K-G04	SUN-36K-G04
PV String Input Data				
Max. PV Input Power (kW)	45	49.5	52.5	54
Max. PV Input Voltage (V)	1100			
Start-up Voltage (V)	250			
MPPT Voltage Range (V)	200-1000			
Rated PV Input Voltage (V)	600			
Max. Operating PV Input Current (A)	40+40			
Max. Input Short Circuit Current (A)	60+60			
No. of MPP Trackers/ No. of Strings MPP Tracker	2/3+3			
AC Output Side				
Rated AC Output Active Power (kW)	30	33	35	36
Max. AC Output Apparent Power (kVA)	33	36.3	38.5	39.6
Rated AC Output Current (A)	45.5/43.5	50/47.8	53/50.7	54.5/52.2
Max. AC Output Current (A)	50/47.9	55/52.6	58.3/55.8	60/57.4
Rated Output Voltage/Range (V)	220/380V, 230/400V 0.85Un-1.1Un			
Grid Connection Form	3L/N/PE			
Rated Output Grid Frequency/Range(Hz)	50/45-55, 60/55-65			
Power Factor Adjustment Range	0.8 leading to 0.8 lagging			
Total Current Harmonic Distortion THDi	<3%			
DC Injection Current	<0.5In			
Efficiency				
Max. Efficiency	98.6%			
Euro Efficiency	98.1%			
MPPT Efficiency	>99%			
Equipment Protection				
DC Reverse Polarity Protection	Yes			
AC Output Overcurrent Protection	Yes			
AC Output Overvoltage Protection	Yes			
AC Output Short Circuit Protection	Yes			
Thermal Protection	Yes			
Insulation Impedance Detection	Yes			
DC Component Monitoring	Yes			
Arc Fault Circuit Interrupter (AFCI)	Optional			
Anti-islanding Protection	Yes			
Residual Current Detection	Yes			
DC Switch	Yes			
Surge Protection Level	TYPE II(DC), TYPE II(AC)			
Interface				
Communication Interface	RS485/RS232			
Monitor Mode	GPRS/WIFI/Bluetooth/4G/LAN(optional)			
General Data				
Operating Temperature Range (°C)	-25 to +60°C, >45°C Derating			
Permissible Ambient Humidity	0-100%			
Permissible Altitude (m)	4000m			
Noise (dB)	≤60			
Ingress Protection(IP) Rating	IP 65			
Inverter Topology	Non-Isolated			
Over Voltage Category	OVC II(DC), OVC III(AC)			
Cabinet Size (WxHxD mm)	330×572×206 (Excluding Connectors and Brackets)			
Weight (kg)	28.7			
Warranty	5 Years			
Type of Cooling	Intelligent Air Cooling			
Grid Regulation	IEC 61727, IEC 62116, CEI 0-21, EN 50549, NRS 097, RD 140, UNE 217002, OVE-Richtlinie R25, G99, VDE-AR-N 4105			
Safety EMC/Standard	IEC/EN 61000-6-1/2/3/4, IEC/EN 62109-1, IEC/EN 62109-2			

Three Phase String Inverter

SUN-40/45/50K-G04



-  Max. 4 MPP trackers,
Max. efficiency up to 98.7%
-  Zero export application, VSG application
-  String intelligent monitoring (optional)
-  Wide output voltage range
-  Anti-PID function (Optional)







Technical Data

Model	SUN-40K-G04	SUN-45K-G04	SUN-50K-G04
PV String Input Data			
Max. PV Input Power (kW)	52	58.5	65
Max. PV Input Voltage (V)	1100		
Start-up Voltage (V)	250		
MPPT Voltage Range (V)	200-1000		
Rated PV Input Voltage (V)	600		
Max. Operating PV Input Current (A)	40+40+40	40+40+40+40	
Max. Input Short Circuit Current (A)	60+60+60	60+60+60+60	
No. of MPP Trackers/ No. of Strings MPP Tracker	3/3+3+3	4/3+3+3+3	
AC Output Side			
Rated AC Output Active Power (kW)	40	45	50
Max. AC Output Apparent Power (kVA)	44	49.5	55
Rated AC Output Current (A)	60.6/58	68.2/65.2	75.8/72.5
Max. AC Output Current (A)	66.7/63.8	75/71.7	83.3/79.7
Rated Output Voltage/Range (V)	220/380V, 230/400V 0.85Un-1.1Un		
Grid Connection Form	3L/N/PE		
Rated Output Grid Frequency/Range(Hz)	50/45-55, 60/55-65		
Power Factor Adjustment Range	0.8 leading to 0.8 lagging		
Total Current Harmonic Distortion THDi	<3%		
DC Injection Current	<0.5In		
Efficiency			
Max. Efficiency	98.7%		
Euro Efficiency	98.1%		
MPPT Efficiency	>99%		
Equipment Protection			
DC Reverse Polarity Protection	Yes		
AC Output Overcurrent Protection	Yes		
AC Output Overvoltage Protection	Yes		
AC Output Short Circuit Protection	Yes		
Thermal Protection	Yes		
Insulation Impedance Detection	Yes		
DC Component Monitoring	Yes		
Arc Fault Circuit Interrupter (AFCI)	Optional		
Anti-islanding Protection	Yes		
Residual Current Detection	Yes		
DC Switch	Yes		
Surge Protection Level	TYPE II(DC), TYPE II(AC)		
Interface			
Communication Interface	RS485/RS232		
Monitor Mode	GPRS/WIFI/Bluetooth/4G/LAN(optional)		
General Data			
Operating Temperature Range (°C)	-25 to +60°C, >45°C Derating		
Permissible Ambient Humidity	0-100%		
Permissible Altitude (m)	4000m		
Noise (dB)	<65		
Ingress Protection(IP) Rating	IP 65		
Inverter Topology	Non-Isolated		
Over Voltage Category	OVC II(DC), OVC III(AC)		
Cabinet Size (WxHxD mm)	434x570x243 (Excluding Connectors and Brackets)		
Weight (kg)	39		
Warranty	5 Years		
Type of Cooling	Intelligent Air Cooling		
Grid Regulation	IEC 61727, IEC 62116, CEI 0-21, EN 50549, NRS 097, RD 140, UNE 217002, OVE-Richtlinie R25, G99, VDE-AR-N 4105		
Safety EMC/Standard	IEC/EN 61000-6-1/2/3/4, IEC/EN 62109-1, IEC/EN 62109-2		

Three Phase String Inverter

SUN-60/70/75/80K-G04P3-EU-AM4



-  4 MPP trackers, Max. efficiency up to 98.7%
-  Zero export application, VSG application
-  String intelligent monitoring (optional)
-  Wide output voltage range
-  Anti-PID function (Optional)
-  Type II DC/AC SPD







Technical Data

Model	SUN-60K-G04P3-EU-AM4	SUN-70K-G04P3-EU-AM4	SUN-75K-G04P3-EU-AM4	SUN-80K-G04P3-EU-AM4
PV String Input Data				
Max. PV Input Power (kW)	90	105	112.5	120
Max. PV Input Voltage (V)	1100			
Start-up Voltage (V)	250			
MPPT Voltage Range (V)	200-1000			
Rated PV Input Voltage (V)	600		720	
Max. Operating PV Input Current (A)	40+40+40+40			
Max. Input Short Circuit Current (A)	60+60+60+60			
No. of MPP Trackers/ No. of Strings MPP Tracker	4/3+3+3+3	4/4+4+4+4		
AC Output Side				
Rated AC Output Active Power (kW)	60	70	75	80
Max. AC Output Apparent Power (kVA)	66	77	82.5	88
Rated AC Output Current (A)	90.9/87	106.1/101.5	113.6/108.7	121.2/115.9
Max. AC Output Current (A)	100/95.7	116.7/111.6	125/119.6	133.3/127.5
Rated Output Voltage/Range (V)	220/380V, 230/400V 0.85Un-1.1Un			
Grid Connection Form	3L/N/PE			
Rated Output Grid Frequency/Range(Hz)	50/45-55, 60/55-65			
Power Factor Adjustment Range	0.8 leading to 0.8 lagging			
Total Current Harmonic Distortion THDi	<3%			
DC Injection Current	<0.5In			
Efficiency				
Max. Efficiency	98.6%	98.7%		
Euro Efficiency	98.0%	98.1%		
MPPT Efficiency	>99%			
Equipment Protection				
DC Reverse Polarity Protection	Yes			
AC Output Overcurrent Protection	Yes			
AC Output Overvoltage Protection	Yes			
AC Output Short Circuit Protection	Yes			
Thermal Protection	Yes			
Insulation Impedance Detection	Yes			
DC Component Monitoring	Yes			
Arc Fault Circuit Interrupter (AFCI)	Optional			
Anti-islanding Protection	Yes			
Residual Current Detection	Yes			
DC Switch	Yes			
Surge Protection Level	TYPE II(DC), TYPE II(AC)			
Interface				
Communication Interface	RS485/RS232			
Monitor Mode	GPRS/WIFI/Bluetooth/4G/LAN(optional)			
General Data				
Operating Temperature Range (°C)	-25 to +60°C, >45°C Derating			
Permissible Ambient Humidity	0-100%			
Permissible Altitude (m)	4000m			
Noise (dB)	≤55			
Ingress Protection(IP) Rating	IP 65			
Inverter Topology	Non-Isolated			
Over Voltage Category	OVC II(DC), OVC III(AC)			
Cabinet Size (WxHxD mm)	698×613×236.5 (Excluding Connectors and Brackets)			
Weight (kg)	53.7			
Warranty	5 Years			
Type of Cooling	Intelligent Air Cooling			
Grid Regulation	IEC 61727, IEC 62116, CEI 0-21, CEI 0-16, EN 50549, NRS 097, RD 140, UNE 217002, OVE-Richtlinie R25, G99, VDE-AR-N 4105, VDE-AR-N 4110			
Safety EMC/Standard	IEC/EN 61000-6-1/2/3/4, IEC/EN 62109-1, IEC/EN 62109-2			

Three Phase String Inverter

SUN-70/75/80/90/100/110K-G03





-  Max. 6 MPP trackers,
Max. efficiency up to 98.8%
-  Zero export application, VSG application
-  String intelligent monitoring (optional)
-  Wide output voltage range
-  Anti-PID function (Optional)
-  Type II DC/AC SPD







Technical Data

Model	SUN-70K-G03	SUN-75K-G03	SUN-80K-G03	SUN-90K-G03	SUN-100K-G03	SUN-110K-G03
PV String Input Data						
Max. PV Input Power (kW)	91	97.5	104	135	150	150
Max. PV Input Voltage (V)	1000					
Start-up Voltage (V)	250					
MPPT Voltage Range (V)	200-850					
Rated PV Input Voltage (V)	600					
Max. Operating PV Input Current (A)	40+40+40+40			40+40+40+40+40+40		
Max. Input Short Circuit Current (A)	60+60+60+60			60+60+60+60+60+60		
No. of MPP Trackers/ No. of Strings MPP Tracker	4/4+4+4+4			6/4+4+4+4+4+4		
AC Output Side						
Rated AC Output Active Power (kW)	70	75	80	90	100	110
Max. AC Output Apparent Power (kVA)	77	82.5	88	99	110	121
Rated AC Output Current (A)	106.1/101.5	113.6/108.7	121.2/115.9	136.4/130.4	151.5/144.9	166.7/159.4
Max. AC Output Current (A)	116.7/111.6	125/119.6	133.3/127.5	150/143.5	166.7/159.4	183.3/175.4
Rated Output Voltage/Range (V)	220/380V, 230/400V 0.85Un-1.1Un					
Grid Connection Form	3L/N/PE					
Rated Output Grid Frequency/Range(Hz)	50/45-55, 60/55-65					
Power Factor Adjustment Range	0.8 leading to 0.8 lagging					
Total Current Harmonic Distortion THDi	<3%					
DC Injection Current	<0.5In					
Efficiency						
Max. Efficiency	98.7%			98.8%		
Euro Efficiency	98.1%			98.2%		
MPPT Efficiency	>99%					
Equipment Protection						
DC Reverse Polarity Protection	Yes					
AC Output Overcurrent Protection	Yes					
AC Output Overvoltage Protection	Yes					
AC Output Short Circuit Protection	Yes					
Thermal Protection	Yes					
Insulation Impedance Detection	Yes					
DC Component Monitoring	Yes					
Arc Fault Circuit Interrupter (AFCI)	Optional					
Anti-islanding Protection	Yes					
Residual Current Detection	Yes					
DC Switch	Yes					
Surge Protection Level	TYPE II(DC), TYPE II(AC)					
Interface						
Communication Interface	RS485/RS232					
Monitor Mode	GPRS/WIFI/Bluetooth/4G/LAN(optional)					
General Data						
Operating Temperature Range (°C)	-25 to +60°C, >45°C Derating					
Permissible Ambient Humidity	0-100%					
Permissible Altitude (m)	4000m					
Noise (dB)	≤55					
Ingress Protection(IP) Rating	IP 65					
Inverter Topology	Non-Isolated					
Over Voltage Category	OVC II(DC), OVC III(AC)					
Cabinet Size (WxHxD mm)	824×516×312.7 (Excluding Connectors and Brackets)					
Weight (kg)	81					
Warranty	5 Years					
Type of Cooling	Intelligent Air Cooling					
Grid Regulation	IEC 61727, IEC 62116, CEI 0-21, CEI 0-16, EN 50549, NRS 097, RD 140, UNE 217002, OVE-Richtlinie R25, G99, VDE-AR-N 4105, VDE-AR-N 4110					
Safety EMC/Standard	IEC/EN 61000-6-1/2/3/4, IEC/EN 62109-1, IEC/EN 62109-2					

Three Phase String Inverter

SUN-120/125/130/135/136K-G01P3-EU-AM8



-  8 MPP trackers,
Max. efficiency up to 98.8%
-  Zero export application, VSG application
-  String intelligent monitoring (optional)
-  Wide output voltage range
-  Anti-PID function (Optional)
-  Type II DC/AC SPD







Technical Data

Model	SUN-120K-G01P3 -EU-AM8	SUN-125K-G01P3 -EU-AM8	SUN-130K-G01P3 -EU-AM8	SUN-135K-G01P3 -EU-AM8	SUN-136K-G01P3 -EU-AM8
PV String Input Data					
Max. PV Input Power (kW)	180	187.5	195	202.5	204
Max. PV Input Voltage (V)	1100				
Start-up Voltage (V)	250				
MPPT Voltage Range (V)	200-1000				
Rated PV Input Voltage (V)	600				
Max. Operating PV Input Current (A)	40+40+40+40+40+40+40+40				
Max. Input Short Circuit Current (A)	60+60+60+60+60+60+60+60				
No. of MPP Trackers/ No. of Strings MPP Tracker	8/4+4+4+4+4+4+4+4				
AC Output Side					
Rated AC Output Active Power (kW)	120	125	130	135	136
Max. AC Output Apparent Power (kVA)	132	135	135	135	136
Rated AC Output Current (A)	181.9/174	189.4/181.2	197/188.5	204.6/195.7	206.1/197.2
Max. AC Output Current (A)	200/191.4	204.6/195.7	204.6/195.7	204.6/195.7	206.1/197.2
Rated Output Voltage/Range (V)	220/380V, 230/400V 0.85Un-1.1Un				
Grid Connection Form	3L/N/PE				
Rated Output Grid Frequency/Range(Hz)	50/45-55, 60/55-65				
Power Factor Adjustment Range	0.8 leading to 0.8 lagging				
Total Current Harmonic Distortion THDi	<3%				
DC Injection Current	<0.5In				
Efficiency					
Max. Efficiency	98.8%				
Euro Efficiency	98.2%				
MPPT Efficiency	>99%				
Equipment Protection					
DC Reverse Polarity Protection	Yes				
AC Output Overcurrent Protection	Yes				
AC Output Overvoltage Protection	Yes				
AC Output Short Circuit Protection	Yes				
Thermal Protection	Yes				
Insulation Impedance Detection	Yes				
DC Component Monitoring	Yes				
Arc Fault Circuit Interrupter (AFCI)	Optional				
Anti-islanding Protection	Yes				
Residual Current Detection	Yes				
DC Switch	Yes				
Surge Protection Level	TYPE II(DC), TYPE II(AC)				
Interface					
Communication Interface	RS485/RS232				
Monitor Mode	GPRS/WIFI/Bluetooth/4G/LAN(optional)				
General Data					
Operating Temperature Range (°C)	-25 to +60°C, >45°C Derating				
Permissible Ambient Humidity	0-100%				
Permissible Altitude (m)	4000m				
Noise (dB)	≤65				
Ingress Protection(IP) Rating	IP 65				
Inverter Topology	Non-Isolated				
Over Voltage Category	OVC II(DC), OVC III(AC)				
Cabinet Size (WxHxD mm)	1006×516×325.5 (Excluding Connectors and Brackets)				
Weight (kg)	103				
Warranty	5 Years				
Type of Cooling	Intelligent Air Cooling				
Grid Regulation	IEC 61727, IEC 62116, CEI 0-21, CEI 0-16, EN 50549, NRS 097, RD 140, UNE 217002, OVE-Richtlinie R25, G99, VDE-AR-N 4105, VDE-AR-N 4110				
Safety EMC/Standard	IEC/EN 61000-6-1/2/3/4, IEC/EN 62109-1, IEC/EN 62109-2				

Three Phase String Inverter(LV)

SUN-6/8K-G06P3-EU-BM2-LV-P1




-  127V/220V, 133V/230V and 50/60Hz, Three phase system
-  2 MPP trackers, Max. efficiency up to 98.3%
-  Zero export application, VSG application
-  String intelligent monitoring (optional)
-  Wide output voltage range
-  Anti-PID function (Optional)







Technical Data

Model	SUN-6K-G06P3-EU-BM2-LV-P1	SUN-8K-G06P3-EU-BM2-LV-P1
PV String Input Data		
Max. PV Input Power (kW)	9	12
Max. PV Input Voltage (V)	800	
Start-up Voltage (V)	250	
MPPT Voltage Range (V)	200-700	
Rated PV Input Voltage (V)	500	
Max. Operating PV Input Current (A)	20+20	20+26
Max. Input Short Circuit Current (A)	30+30	30+39
No. of MPP Trackers/ No. of Strings per MPP Tracker	2/1+1	2/1+2
AC Output Side		
Rated AC Output Active Power (kW)	6	8
Max. AC Output Apparent Power (kVA)	6	8
Rated AC Output Current (A)	15.8/15.1	21/20.1
Max. AC Output Current (A)	15.8/15.1	21/20.1
Rated Output Voltage/Range (V)	127V/220V, 133V/230V 0.85UN-1.1UN	
Grid Connection Form	3L/N/PE	
Rated Output Grid Frequency/Range(Hz)	50/45-55, 60/55-65	
Power Factor Adjustment Range	0.8 leading to 0.8 lagging	
Total Current Harmonic Distortion THDi	<3%	
DC Injection Current	<0.5In	
Efficiency		
Max. Efficiency	98.3%	
Euro Efficiency	97.8%	98.0%
MPPT Efficiency	>99%	
Equipment Protection		
DC Reverse Polarity Protection	Yes	
AC Output Overcurrent Protection	Yes	
AC Output Overvoltage Protection	Yes	
AC Output Short Circuit Protection	Yes	
Thermal Protection	Yes	
Insulation Impedance Detection	Yes	
DC Component Monitoring	Yes	
Arc Fault Circuit Interrupter (AFCI)	Optional	
Anti-islanding Protection	Yes	
Residual Current Detection	Yes	
DC Switch	Yes	
Surge Protection Level	TYPE II(DC), TYPE II(AC)	
Interface		
Communication Interface	RS485/RS232 /WiFi/LAN	
LCD/LED Display	LCD1602	
General Data		
Operating Temperature Range (°C)	-25 to +60°C	
Permissible Ambient Humidity	0-100%	
Permissible Altitude (m)	4000m	
Noise (dB)	<45	
Ingress Protection(IP) Rating	IP 65	
Inverter Topology	Non-Isolated	
Over Voltage Category	OVC II(DC), OVC III(AC)	
Cabinet Size (WxHxD mm)	283×525×178 (Excluding Connectors and Brackets)	283×525×188 (Excluding Connectors and Brackets)
Weight (kg)	11.5	12
Warranty	5 Years	
Type of Cooling	Natural Cooling	
Grid Regulation	NBR 16149, NBR 16150, EN 50549, RD 140	
Safety EMC/Standard	IEC/EN 61000-6-1/2/3/4, IEC/EN 62109-1, IEC/EN 62109-2	

Three Phase String Inverter(LV)

SUN-10/12/15K-G05-LV



-  127V/220V, 133V/230V and 50/60Hz, Three phase system
-  2 MPP trackers, Max. efficiency up to 98.5%
-  Zero export application, VSG application
-  String intelligent monitoring (optional)
-  Wide output voltage range
-  Anti-PID function (Optional)







Technical Data

Model	SUN-10K-G05-LV	SUN-12K-G05-LV	SUN-15K-G05-LV
PV String Input Data			
Max. PV Input Power (kW)	13	15.6	19.5
Max. PV Input Voltage (V)	800		
Start-up Voltage (V)	250		
MPPT Voltage Range (V)	200-700		
Rated PV Input Voltage (V)	500		
Max. Operating PV Input Current (A)	26+26		
Max. Input Short Circuit Current (A)	39+39		
No. of MPP Trackers/ No. of Strings per MPP Tracker	2/2+2		
AC Output Side			
Rated AC Output Active Power (kW)	10	12	15
Max. AC Output Apparent Power (kVA)	10	12	15
Rated AC Output Current (A)	26.3/25.1	31.5/30.1	39.4/37.6
Max. AC Output Current (A)	26.3/25.1	31.5/30.1	39.4/37.6
Rated Output Voltage/Range (V)	127V/220V, 133V/230V 0.85UN-1.1UN		
Grid Connection Form	3L/N/PE		
Rated Output Grid Frequency/Range(Hz)	50/45-55, 60/55-65		
Power Factor Adjustment Range	0.8 leading to 0.8 lagging		
Total Current Harmonic Distortion THDi	<3%		
DC Injection Current	<0.5In		
Efficiency			
Max. Efficiency	98.5%		
MPPT Efficiency	>99%		
Equipment Protection			
DC Reverse Polarity Protection	Yes		
AC Output Overcurrent Protection	Yes		
AC Output Overvoltage Protection	Yes		
AC Output Short Circuit Protection	Yes		
Thermal Protection	Yes		
Insulation Impedance Detection	Yes		
DC Component Monitoring	Yes		
Arc Fault Circuit Interrupter (AFCI)	Optional		
Anti-islanding Protection	Yes		
Residual Current Detection	Yes		
DC Switch	Yes		
Surge Protection Level	TYPE II(DC), TYPE II(AC)		
Interface			
Communication Interface	RS485/RS232		
Monitor Mode	GPRS/WIFI/Bluetooth/4G/LAN(optional)		
General Data			
Operating Temperature Range (°C)	-25 to +60°C, >45°C Derating		
Permissible Ambient Humidity	0-100%		
Permissible Altitude (m)	4000m		
Noise (dB)	≤50		
Ingress Protection(IP) Rating	IP 65		
Inverter Topology	Non-Isolated		
Over Voltage Category	OVC II(DC), OVC III(AC)		
Cabinet Size (WxHxD mm)	362×527×220 (Excluding Connectors and Brackets)		
Weight (kg)	20		
Warranty	5 Years		
Type of Cooling	Intelligent Air Cooling		
Grid Regulation	NBR 16149, NBR 16150, EN 50549, RD 140		
Safety EMC/Standard	IEC/EN 61000-6-1/2/3/4, IEC/EN 62109-1, IEC/EN 62109-2		

Three Phase String Inverter(LV)

SUN-18/20/21K-G04-LV



-  127V/220V, 133V/230V and 50/60Hz, Three phase system
-  2 MPP trackers, Max. efficiency up to 98.6%
-  Zero export application, VSG application
-  String intelligent monitoring (optional)
-  Wide output voltage range
-  Anti-PID function (Optional)







Technical Data

Model	SUN-18K-G04-LV	SUN-20K-G04-LV	SUN-21K-G04-LV
PV String Input Data			
Max. PV Input Power (kW)	23.4	26	27.3
Max. PV Input Voltage (V)	800		
Start-up Voltage (V)	250		
MPPT Voltage Range (V)	200-700		
Rated PV Input Voltage (V)	350		
Max. Operating PV Input Current (A)	40+40		
Max. Input Short Circuit Current (A)	60+60		
No. of MPP Trackers/ No. of Strings per MPP Tracker	2/3+3		
AC Output Side			
Rated AC Output Active Power (kW)	18	20	21
Max. AC Output Apparent Power (kVA)	18	20	21
Rated AC Output Current (A)	47.3/45.2	52.5/50.2	55.2/52.7
Max. AC Output Current (A)	47.3/45.2	52.5/50.2	55.2/52.7
Rated Output Voltage/Range (V)	127V/220V, 133V/230V 0.85UN-1.1UN		
Grid Connection Form	3L/N/PE		
Rated Output Grid Frequency/Range(Hz)	50/45-55, 60/55-65		
Power Factor Adjustment Range	0.8 leading to 0.8 lagging		
Total Current Harmonic Distortion THDi	<3%		
DC Injection Current	<0.5In		
Efficiency			
Max. Efficiency	98.6%		
MPPT Efficiency	>99%		
Equipment Protection			
DC Reverse Polarity Protection	Yes		
AC Output Overcurrent Protection	Yes		
AC Output Overvoltage Protection	Yes		
AC Output Short Circuit Protection	Yes		
Thermal Protection	Yes		
Insulation Impedance Detection	Yes		
DC Component Monitoring	Yes		
Arc Fault Circuit Interrupter (AFCI)	Optional		
Anti-islanding Protection	Yes		
Residual Current Detection	Yes		
DC Switch	Yes		
Surge Protection Level	TYPE II(DC), TYPE II(AC)		
Interface			
Communication Interface	RS485/RS232		
Monitor Mode	GPRS/WIFI/Bluetooth/4G/LAN(optional)		
General Data			
Operating Temperature Range (°C)	-25 to +60°C, >45°C Derating		
Permissible Ambient Humidity	0-100%		
Permissible Altitude (m)	2000m		
Noise (dB)	≤50		
Ingress Protection(IP) Rating	IP 65		
Inverter Topology	Non-Isolated		
Over Voltage Category	OVC II(DC), OVC III(AC)		
Cabinet Size (WxHxD mm)	330×572×206 (Excluding Connectors and Brackets)		
Weight (kg)	28.7		
Warranty	5 Years		
Type of Cooling	Intelligent Air Cooling		
Grid Regulation	NBR 16149, NBR 16150, EN 50549, RD 140		
Safety EMC/Standard	IEC/EN 61000-6-1/2/3/4, IEC/EN 62109-1, IEC/EN 62109-2		

Three Phase String Inverter(LV)

SUN-23/25/30K-G04-LV



-  127V/220V, 133V/230V and 50/60Hz, Three phase system
-  Max. 4 MPP trackers, Max. efficiency up to 98.7%
-  Zero export application, VSG application
-  String intelligent monitoring (optional)
-  Wide output voltage range
-  Anti-PID function (Optional)







Technical Data

Model	SUN-23K-G04-LV	SUN-25K-G04-LV	SUN-30K-G04-LV
PV String Input Data			
Max. PV Input Power (kW)	36.8	40	48
Max. PV Input Voltage (V)	800		
Start-up Voltage (V)	250		
MPPT Voltage Range (V)	200-700		
Rated PV Input Voltage (V)	400		
Max. Operating PV Input Current (A)	40+40+40	40+40+40+40	
Max. Input Short Circuit Current (A)	60+60+60	60+60+60+60	
No. of MPP Trackers/ No. of Strings per MPP Tracker	3/3+3+3	4/3+3+3+3	
AC Output Side			
Rated AC Output Active Power (kW)	23	25	30
Max. AC Output Apparent Power (kVA)	23	25	30
Rated AC Output Current (A)	60.4/57.7	65.7/62.7	78.8/75.2
Max. AC Output Current (A)	60.4/57.7	65.7/62.7	78.8/75.2
Rated Output Voltage/Range (V)	127V/220V, 133V/230V 0.85UN-1.1UN		
Grid Connection Form	3L/N/PE		
Rated Output Grid Frequency/Range(Hz)	50/45-55, 60/55-65		
Power Factor Adjustment Range	0.8 leading to 0.8 lagging		
Total Current Harmonic Distortion THDi	<3%		
DC Injection Current	<0.5In		
Efficiency			
Max. Efficiency	98.7%		
MPPT Efficiency	>99%		
Equipment Protection			
DC Reverse Polarity Protection	Yes		
AC Output Overcurrent Protection	Yes		
AC Output Overvoltage Protection	Yes		
AC Output Short Circuit Protection	Yes		
Thermal Protection	Yes		
Insulation Impedance Detection	Yes		
DC Component Monitoring	Yes		
Arc Fault Circuit Interrupter (AFCI)	Optional		
Anti-islanding Protection	Yes		
Residual Current Detection	Yes		
DC Switch	Yes		
Surge Protection Level	TYPE II(DC), TYPE II(AC)		
Interface			
Communication Interface	RS485/RS232		
Monitor Mode	GPRS/WIFI/Bluetooth/4G/LAN(optional)		
General Data			
Operating Temperature Range (°C)	-25 to +60°C, >45°C Derating		
Permissible Ambient Humidity	0-100%		
Permissible Altitude (m)	4000m		
Noise (dB)	<65		
Ingress Protection(IP) Rating	IP 65		
Inverter Topology	Non-Isolated		
Over Voltage Category	OVC II(DC), OVC III(AC)		
Cabinet Size (WxHxD mm)	434x570x243 (Excluding Connectors and Brackets)		
Weight (kg)	39		
Warranty	5 Years		
Type of Cooling	Intelligent Air Cooling		
Grid Regulation	NBR 16149, NBR 16150, EN 50549, RD 140		
Safety EMC/Standard	IEC/EN 61000-6-1/2/3/4, IEC/EN 62109-1, IEC/EN 62109-2		

Three Phase String Inverter(LV)

SUN-33/35/40/45/50K-G04P3-EU-AM4-LV





-  127V/220V, 133V/230V and 50/60Hz, Three phase system
-  4 MPP trackers, Max. efficiency up to 98.7%
-  Zero export application, VSG application
-  String intelligent monitoring (optional)
-  Wide output voltage range
-  Anti-PID function (Optional)







Technical Data

Model	SUN-33K-G04P3 -EU-AM4-LV	SUN-35K-G04P3 -EU-AM4-LV	SUN-40K-G04P3 -EU-AM4-LV	SUN-45K-G04P3 -EU-AM4-LV	SUN-50K-G04P3 -EU-AM4-LV
PV String Input Data					
Max. PV Input Power (kW)	49.5	52.5	60	67.5	75
Max. PV Input Voltage (V)	800				
Start-up Voltage (V)	250				
MPPT Voltage Range (V)	200-700				
Rated PV Input Voltage (V)	500				
Max. Operating PV Input Current (A)	40+40+40+40				
Max. Input Short Circuit Current (A)	60+60+60+60				
No. of MPP Trackers/ No. of Strings per MPP Tracker	4/3+3+3+3		4/4+4+4+4		
AC Output Side					
Rated AC Output Active Power (kW)	33	35	40	45	50
Max. AC Output Apparent Power (kVA)	33	35	40	45	50
Rated AC Output Current (A)	86.7/82.8	91.9/87.8	105/100.3	118.2/112.8	131.3/125.4
Max. AC Output Current (A)	86.7/82.8	91.9/87.8	105/100.3	118.2/112.8	131.3/125.4
Rated Output Voltage/Range (V)	127V/220V, 133V/230V, 0.85UN-1.1UN				
Grid Connection Form	3L/N/PE				
Rated Output Grid Frequency/Range(Hz)	50/45-55, 60/55-65				
Power Factor Adjustment Range	0.8 leading to 0.8 lagging				
Total Current Harmonic Distortion THDi	<3%				
DC Injection Current	<0.5In				
Efficiency					
Max. Efficiency	98.6%		98.7%		
MPPT Efficiency	>99%		>99%		
Equipment Protection					
DC Reverse Polarity Protection	Yes				
AC Output Overcurrent Protection	Yes				
AC Output Overvoltage Protection	Yes				
AC Output Short Circuit Protection	Yes				
Thermal Protection	Yes				
Insulation Impedance Detection	Yes				
DC Component Monitoring	Yes				
Arc Fault Circuit Interrupter (AFCI)	Optional				
Anti-islanding Protection	Yes				
Residual Current Detection	Yes				
DC Switch	Yes				
Surge Protection Level	TYPE II(DC), TYPE II(AC)				
Interface					
Communication Interface	RS485/RS232				
Monitor Mode	GPRS/WIFI/Bluetooth/4G/LAN(optional)				
General Data					
Operating Temperature Range (°C)	-25 to +60°C, >45°C Derating				
Permissible Ambient Humidity	0-100%				
Permissible Altitude (m)	4000m				
Noise (dB)	≤55				
Ingress Protection(IP) Rating	IP 65				
Inverter Topology	Non-Isolated				
Over Voltage Category	OVC II(DC), OVC III(AC)				
Cabinet Size (WxHxD mm)	698×613×236.5 (Excluding Connectors and Brackets)				
Weight (kg)	53.7				
Warranty	5 Years				
Type of Cooling	Intelligent Air Cooling				
Grid Regulation	NBR 16149, NBR 16150, EN 50549, RD 140				
Safety EMC/Standard	IEC/EN 61000-6-1/2/3/4, IEC/EN 62109-1, IEC/EN 62109-2				

Three Phase String Inverter(LV)

SUN-60/70/75K-G01P3-EU-AM8-LV



-  127V/220V, 133V/230V and 50/60Hz, Three phase system
-  8 MPP trackers, Max. efficiency up to 98.7%
-  Zero export application, VSG application
-  String intelligent monitoring (optional)
-  Wide output voltage range
-  Anti-PID function (Optional)

Technical Data

Model	SUN-60K-G01P3-EU-AM8-LV	SUN-70K-G01P3-EU-AM8-LV	SUN-75K-G01P3-EU-AM8-LV
PV String Input Data			
Max. PV Input Power (kW)	90	105	112.5
Max. PV Input Voltage (V)	800		
Start-up Voltage (V)	250		
MPPT Voltage Range (V)	200-700		
Rated PV Input Voltage (V)	500		
Max. Operating PV Input Current (A)	40+40+40+40+40+40+40+40		
Max. Input Short Circuit Current (A)	60+60+60+60+60+60+60+60		
No. of MPP Trackers/ No. of Strings per MPP Tracker	8/4+4+4+4+4+4+4+4		
AC Output Side			
Rated AC Output Active Power (kW)	60	70	75
Max. AC Output Apparent Power (kVA)	60	70	75
Rated AC Output Current (A)	157.5/150.4	183.8/175.5	196.9/188
Max. AC Output Current (A)	157.5/150.4	183.8/175.5	196.9/188
Rated Output Voltage/Range (V)	127V/220V, 133V/230V 0.85UN-1.1UN		
Grid Connection Form	3L/N/PE		
Rated Output Grid Frequency/Range(Hz)	50/45-55, 60/55-65		
Power Factor Adjustment Range	0.8 leading to 0.8 lagging		
Total Current Harmonic Distortion THDi	<3%		
DC Injection Current	<0.5In		
Efficiency			
Max. Efficiency	98.7%		
MPPT Efficiency	>99%		
Equipment Protection			
DC Reverse Polarity Protection	Yes		
AC Output Overcurrent Protection	Yes		
AC Output Overvoltage Protection	Yes		
AC Output Short Circuit Protection	Yes		
Thermal Protection	Yes		
Insulation Impedance Detection	Yes		
DC Component Monitoring	Yes		
Arc Fault Circuit Interrupter (AFCI)	Optional		
Anti-islanding Protection	Yes		
Residual Current Detection	Yes		
DC Switch	Yes		
Surge Protection Level	TYPE II(DC), TYPE II(AC)		
Interface			
Communication Interface	RS485/RS232		
Monitor Mode	GPRS/WIFI/Bluetooth/4G/LAN(optional)		
General Data			
Operating Temperature Range (°C)	-25 to +60°C, >45°C Derating		
Permissible Ambient Humidity	0-100%		
Permissible Altitude (m)	4000m		
Noise (dB)	≤55		
Ingress Protection(IP) Rating	IP 65		
Inverter Topology	Non-Isolated		
Over Voltage Category	OVC II(DC), OVC III(AC)		
Cabinet Size (WxHxD mm)	1006×516×325.5 (Excluding Connectors and Brackets)		
Weight (kg)	103		
Warranty	5 Years		
Type of Cooling	Intelligent Air Cooling		
Grid Regulation	NBR 16149, NBR 16150, EN 50549, RD 140		
Safety EMC/Standard	IEC/EN 61000-6-1/2/3/4, IEC/EN 62109-1, IEC/EN 62109-2		





Single Phase Off-Grid Inverter

SUN-3K-OG02LP1-24-EU-AM1

SUN-3K-OG02LP1-EU-AM1

SUN-3.6/5/6K-OG02LP1-EU-AM2



-  Colorful touch LCD, IP65 protection degree
-  Max. 16 pcs parallel for off-grid operation; Support multiple batteries parallel
-  Max. charging/discharging current of 135A
-  Support storing energy from diesel generator

Technical Data




Model	SUN-3K-OG02LP1-24-EU-AM1	SUN-3K-OG02LP1-EU-AM1	SUN-3.6K-OG02LP1-EU-AM2	SUN-5K-OG02LP1-EU-AM2	SUN-6K-OG02LP1-EU-AM2
Battery Input Data					
Battery Type	Lead-acid or Lithium-ion				
Battery Voltage Range (V)	20-30	40-60			
Max. Charging Current (A)	130	70	90	120	135
Max. Discharging Current (A)	130	70	90	120	135
Charging Strategy for Li-ion Battery	Self-adaption to BMS				
Number of Battery Input	1				
PV String Input Data					
Max. PV Access Power (W)	6000	7200	10000	12000	
Max. PV Input Power (W)	4800	5760	8000	9600	
Max. PV Input Voltage (V)	450				
Start-up Voltage (V)	125				
MPPT Voltage Range (V)	150-425				
Rated PV Input Voltage (V)	370				
Max. Operating PV Input Current (A)	18			36	
Max. Input Short-Circuit Current (A)	27			54	
AC Output Data					
Rated AC Output Power (VA/W)	3000	3600	5000	6000	
Max. AC Output Power (VA/W)	3000	3600	5000	6000	
Max. AC Output Current (A)	13.1	15.7	21.8	26.1	
Peak Power (W)	2 times of rated power, 10s				
Rated Output Voltage (V)	230				
Output Type	L+N+PE				
Rated Output Frequency (Hz)	50/60				
Output Voltage Waveform	Pure Sine Wave				
Total Current Harmonic Distortion THDi	<3%				
AC Input Data (Grid and Generator)					
Max. Input Power to Battery (W)	3000	3600	5000	6000	
Rated Input Voltage/Range (V)	230				
Rated Input Frequency (Hz)	50/60				
Grid Input Current (A)	35				
Generator Input Current (A)	35				
Efficiency					
Max. Efficiency	97.6%				
Euro Efficiency	96.5%				
MPPT Efficiency	>99%				
Equipment Protection					
Integrated	DC Reverse Polarity Protection, AC Output Overcurrent Protection, Thermal Protection, AC Output Overvoltage Protection, AC Output Short Circuit Protection, DC Component Monitoring, Insulation Impedance Detection				
Surge Protection Level	TYPE II(DC), TYPE II(AC)				
Interface					
Communication Interface	WIFI, RS485, CAN				
LCD/LED Display	LCD				
General Data					
Operating Temperature Range (°C)	-40 to +60°C, >45°C Derating				
Permissible Ambient Humidity	0-100%				
Permissible Altitude	3000m				
Noise (dB)	<46				
Ingress Protection(IP) Rating	IP 65				
Inverter Topology	Non-Isolated (solar), Isolated (battery)				
Over Voltage Category	OVC II(DC), OVC III(AC)				
Cabinet Size (WxHxD mm)	306×427.5×175.8 (Excluding Connectors and Brackets)				
Weight (kg)	9.3				
Type of Cooling	Intelligent Air Cooling				
Warranty	Standard 5 years, extendable warranty				
Safety / EMC Standard	IEC62109-1/-2, EN61000-6-1, EN61000-6-2, EN61000-6-3, EN61000-6-4				

Single Phase Hybrid Inverter

SUN-3K-SG04LP1-24-EU

SUN-3/3.6/5/6K-SG04LP1-EU



-  Colorful touch LCD, IP65 protection degree
-  AC couple to retrofit existing solar system
- 16** Max. 16 pcs parallel for on-grid and off-grid operation; Support multiple batteries parallel
- 140** Max. charging/discharging current of 140A
- 6** 6 time periods for battery charging/discharging
-  Support storing energy from diesel generator

Technical Data

Model	SUN-3K -SG04LP1-24-EU	SUN-3K -SG04LP1-EU	SUN-3.6K -SG04LP1-EU	SUN-5K -SG04LP1-EU	SUN-6K -SG04LP1-EU
Battery Input Data					
Battery Type	Lead-acid or Lithium-ion				
Battery Voltage Range (V)	20-30	40-60	40-60	40-60	40-60
Max. Charging Current (A)	140	70	90	120	135
Max. Discharging Current (A)	140	70	90	120	135
Charging Strategy for Li-ion Battery	Self-adaption to BMS				
Number of Battery Input	1				
PV String Input Data					
Max. PV Access Power (W)	6000	6000	7200	10000	12000
Max. PV Input Power (W)	4800	4800	5760	8000	9600
Max. PV Input Voltage (V)	500				
Start-up Voltage (V)	125				
MPPT Voltage Range (V)	150-425				
Rated PV Input Voltage (V)	370				
Max. Operating PV Input Current (A)	18		18+18		
Max. Input Short-Circuit Current (A)	27		27+27		
No. of MPP Trackers/ No. of Strings MPP Tracker	1/1		2/1+1		
AC Input/Output Data					
Rated AC Input/Output Active Power (W)	3000		3600	5000	6000
Max. AC Input/Output Apparent Power (VA)	3300		3960	5500	6600
Rated AC Input/Output Current (A)	13.6/13		16.4/15.7	22.7/21.7	27.3/26.1
Max. AC Input/Output Current (A)	15/14.3		18/17.2*	25/23.9	30/28.7
Max. Continuous AC Passthrough (grid to load) (A)	35				40
Peak Power (off-grid) (W)	2 times of rated power, 10s				
Power Factor Adjustment Range	0.8 leading to 0.8 lagging				
Rated Input/Output Voltage/Range (V)	220/230 0.85Un-1.1Un				
Rated Input/Output Grid Frequency/Range(Hz)	50/45-55, 60/55-65				
Grid Connection Form	L+N+PE				
Total Current Harmonic Distortion THDi	<3% (of nominal power)				
DC Injection Current	<0.5% In				
Efficiency					
Max. Efficiency	97.6%				
Euro Efficiency	96.5%				
MPPT Efficiency	>99%				
Equipment Protection					
Integrated	DC Reverse Polarity Protection, AC Output Overcurrent Protection, Thermal Protection, AC Output Overvoltage Protection, AC Output Short Circuit Protection, DC Component Monitoring, Arc Fault Circuit Interrupter (optional), Anti-islanding Protection, DC Switch, Insulation Impedance Detection, Residual Current Detection				
Surge Protection Level	TYPE II(DC), TYPE II(AC)				
Interface					
Communication Interface	RS485/RS232/CAN				
Monitor Mode	GPRS/WIFI/Bluetooth/4G/LAN(optional)				
General Data					
Operating Temperature Range (°C)	-40 to +60°C, >45°C Derating				
Permissible Ambient Humidity	0-100%				
Permissible Altitude	2000m				
Noise (dB)	<45				
Ingress Protection(IP) Rating	IP 65				
Inverter Topology	Non-Isolated (solar), Isolated (battery)				
Over Voltage Category	OVC II(DC), OVC III(AC)				
Cabinet Size (WxHxD mm)	330x433x228 (Excluding Connectors and Brackets)				
Weight (kg)	17				
Type of Cooling	Natural Cooling				Intelligent Air Cooling
Warranty	5 Years/10 Years the Warranty Period Depends the Final Installation Site of Inverter, More Info Please Refer to Warranty Policy				
Grid Regulation	IEC 61727, IEC 62116, CEI 0-21, EN 50549, NRS 097, RD 140, UNE 217002, OVE-Richtlinie R25, G98, G99, VDE-AR-N 4105				
Safety/EMC Standard	IEC/EN 61000-6-1/2/3/4, IEC/EN 62109-1, IEC/EN 62109-2				

*For the SUN-3.6K-SG04LP1-EU, the maximum output current will be capped at 15.7A to comply with the G98 standard.




Single Phase Hybrid Inverter

SUN-3K-SG04LP1-24-EU-SM1

SUN-3K-SG04LP1-EU-SM1

SUN-3.6/5/6K-SG04LP1-EU-SM2



-  Colorful touch LCD, IP65 protection degree
-  AC couple to retrofit existing solar system
- 16** Max. 16 pcs parallel for on-grid and off-grid operation; Support multiple batteries parallel
- 140** Max. charging/discharging current of 140A
- 6** 6 time periods for battery charging/discharging
-  Support storing energy from diesel generator

Technical Data




Model	SUN-3K-SG04LP1-24-EU-SM1	SUN-3K-SG04LP1-EU-SM1	SUN-3.6K-SG04LP1-EU-SM2	SUN-5K-SG04LP1-EU-SM2	SUN-6K-SG04LP1-EU-SM2
Battery Input Data					
Battery Type	Lead-acid or Lithium-ion				
Battery Voltage Range (V)	20-30	40-60	40-60	40-60	40-60
Max. Charging Current (A)	140	70	90	120	135
Max. Discharging Current (A)	140	70	90	120	135
Charging Strategy for Li-ion Battery	Self-adaption to BMS				
Number of Battery Input	1				
PV String Input Data					
Max. PV Access Power (W)	6000	6000	7200	10000	12000
Max. PV Input Power (W)	4800	4800	5760	8000	9600
Max. PV Input Voltage (V)	500				
Start-up Voltage (V)	125				
MPPT Voltage Range (V)	150-425				
Rated PV Input Voltage (V)	370				
Max. Operating PV Input Current (A)	18				18+18
Max. Input Short-Circuit Current (A)	27				27+27
No. of MPP Trackers/ No. of Strings MPP Tracker	1/1				2/1+1
AC Input/Output Data					
Rated AC Input/Output Active Power (W)	3000		3600	5000	6000
Max. AC Input/Output Apparent Power (VA)	3300		3960	5500	6600
Rated AC Input/Output Current (A)	13.7/13.1		16.4/15.7	22.8/21.8	27.3/26.1
Max. AC Input/Output Current (A)	15/14.4		18/17.3*	25/24	30/28.7
Max. Continuous AC Passthrough (grid to load) (A)					35
Peak Power (off-grid) (W)	2 times of rated power, 10s				
Power Factor Adjustment Range	0.8 leading to 0.8 lagging				
Rated Input/Output Voltage/Range (V)	220/230 0.85Un-1.1Un				
Rated Input/Output Grid Frequency/Range(Hz)	50/45-55, 60/55-65				
Grid Connection Form	L+N+PE				
Total Current Harmonic Distortion THDi	<3% (of nominal power)				
DC Injection Current	<0.5% In				
Efficiency					
Max. Efficiency	97.6%				
Euro Efficiency	96.5%				
MPPT Efficiency	>99%				
Equipment Protection					
Integrated	DC Reverse Polarity Protection, AC Output Overcurrent Protection, Thermal Protection, AC Output Overvoltage Protection, AC Output Short Circuit Protection, DC Component Monitoring, Arc Fault Circuit Interrupter (optional), Anti-islanding Protection, DC Switch, Insulation Impedance Detection, Residual Current Detection				
Surge Protection Level	TYPE II(DC), TYPE II(AC)				
Interface					
Communication Interface	RS485/RS232/CAN				
Monitor Mode	GPRS/WIFI/Bluetooth/4G/LAN(optional)				
General Data					
Operating Temperature Range (°C)	-40 to +60°C, >45°C Derating				
Permissible Ambient Humidity	0-100%				
Permissible Altitude	2000m				
Noise (dB)	<45				
Ingress Protection(IP) Rating	IP 65				
Inverter Topology	Non-Isolated (solar), Isolated (battery)				
Over Voltage Category	OVC II(DC), OVC III(AC)				
Cabinet Size (WxHxD mm)	376×470×241.5 (Excluding Connectors and Brackets)				
Weight (kg)	17.6				19
Type of Cooling	Natural Cooling				
Warranty	5 Years/10 Years the Warranty Period Depends the Final Installation Site of Inverter, More Info Please Refer to Warranty Policy				
Grid Regulation	IEC 61727, IEC 62116, CEI 0-21, EN 50549, NRS 097, RD 140, UNE 217002, OVE-Richtlinie R25, G98, G99, VDE-AR-N 4105				
Safety / EMC Standard	IEC/EN 61000-6-1/2/3/4, IEC/EN 62109-1, IEC/EN 62109-2				

*For the SUN-3.6K-SG04LP1-EU-SM2, the maximum output current will be capped at 15.7A to comply with the G98 standard.

Single Phase Hybrid Inverter

SUN-3.6/5/6/7/7.6/8/10K-SG05LP1-EU



-  Colorful touch LCD, IP65 protection degree
-  AC couple to retrofit existing solar system
- 16** Max. 16 pcs parallel for on-grid and off-grid operation; Support multiple batteries parallel
- 210** Max. charging/discharging current of 210A
- 6** 6 time periods for battery charging/discharging
-  Support storing energy from diesel generator




Technical Data

Model	SUN-3.6K-SG05 LP1-EU	SUN-5K-SG05 LP1-EU	SUN-6K-SG05 LP1-EU	SUN-7K-SG05 LP1-EU	SUN-7.6K-SG05 LP1-EU	SUN-8K-SG05 LP1-EU	SUN-10K-SG05 LP1-EU
Battery Input Data							
Battery Type	Lead-acid or Lithium-ion						
Battery Voltage Range (V)	40-60						
Max. Charging Current (A)	90	120	135	175	190	190	210
Max. Discharging Current (A)	90	120	135	175	190	190	210
Charging Strategy for Li-ion Battery	Self-adaption to BMS						
Number of Battery Input	1						
PV String Input Data							
Max. PV Access Power (W)	7200	10000	12000	14000	15200	16000	20000
Max. PV Input Power (W)	5760	8000	9600	11200	12160	12800	16000
Max. PV Input Voltage (V)	500						
Start-up Voltage (V)	125						
MPPT Voltage Range (V)	150-425						
Rated PV Input Voltage (V)	370						
Max. Operating PV Input Current (A)	13+13			26+26			
Max. Input Short-Circuit Current (A)	17+17			34+34			
No. of MPP Trackers/ No. of Strings MPP Tracker	2/1+1			2/2+2			
AC Input/Output Data							
Rated AC Input/Output Active Power (W)	3600	5000	6000	7000	7600	8000	10000
Max. AC Input/Output Apparent Power (VA)	3960	5500	6600	7700	8360	8800	11000
Rated AC Input/Output Current (A)	16.4/15.7	22.7/21.7	27.3/26.1	31.9/30.5	34.5/33	36.4/34.8	45.5/43.5
Max. AC Input/Output Current (A)	18/17.2	25/23.9	30/28.7	35/33.5	38/36.3	40/38.3	50/47.9
Max. Continuous AC Passthrough (grid to load) (A)	35		40	50			
Peak Power (off-grid) (W)	2 times of rated power, 10s						
Power Factor Adjustment Range	0.8 leading to 0.8 lagging						
Rated Input/Output Voltage/Range (V)	220/230 0.85Un-1.1Un						
Rated Input/Output Grid Frequency/Range(Hz)	50/45-55, 60/55-65						
Grid Connection Form	L+N+PE						
Total Current Harmonic Distortion THDi	<3% (of nominal power)						
DC Injection Current	<0.5% In						
Efficiency							
Max. Efficiency	97.6%						
Euro Efficiency	96.5%						
MPPT Efficiency	>99%						
Equipment Protection							
Integrated	DC Reverse Polarity Protection, AC Output Overcurrent Protection, Thermal Protection, AC Output Overvoltage Protection, AC Output Short Circuit Protection, DC Component Monitoring, Arc Fault Circuit Interrupter (optional), Anti-islanding Protection, DC Switch, Insulation Impedance Detection, Residual Current Detection						
Surge Protection Level	TYPE II(DC), TYPE II(AC)						
Interface							
Communication Interface	RS485/RS232/CAN						
Monitor Mode	GPRS/WIFI/Bluetooth/4G/LAN(optional)						
General Data							
Operating Temperature Range (°C)	-40 to +60°C, >45°C Derating						
Permissible Ambient Humidity	0-100%						
Permissible Altitude	2000m						
Noise (dB)	<45						
Ingress Protection(IP) Rating	IP 65						
Inverter Topology	Non-Isolated (solar), Isolated (battery)						
Over Voltage Category	OVC II(DC), OVC III(AC)						
Cabinet Size (WxHxD mm)	330x580x232 (Excluding Connectors and Brackets)						
Weight (kg)	24.9						
Type of Cooling	Intelligent Air Cooling						
Warranty	5 Years/10 Years the Warranty Period Depends the Final Installation Site of Inverter, More Info Please Refer to Warranty Policy						
Grid Regulation	IEC 61727, IEC 62116, CEI 0-21, EN 50549, NRS 097, RD 140, UNE 217002, OVE-Richtlinie R25, G98, G99, VDE-AR-N 4105						
Safety / EMC Standard	IEC/EN 61000-6-1/2/3/4, IEC/EN 62109-1, IEC/EN 62109-2						

Single Phase Hybrid Inverter

SUN-3.6/5/6/7/7.6/8/10K-SG05LP1-EU-AM2-P



-  Colorful touch LCD, IP65 protection degree
-  AC couple to retrofit existing solar system
- 16** Max. 16 pcs parallel for on-grid and off-grid operation; Support multiple batteries parallel
- 210** Max. charging/discharging current of 210A
- 6** 6 time periods for battery charging/discharging
-  Support storing energy from diesel generator




Technical Data

Model	SUN-3.6K-SG05 LP1-EU-AM2-P	SUN-5K-SG05 LP1-EU-AM2-P	SUN-6K-SG05 LP1-EU-AM2-P	SUN-7K-SG05 LP1-EU-AM2-P	SUN-7.6K-SG05 LP1-EU-AM2-P	SUN-8K-SG05 LP1-EU-AM2-P	SUN-10K-SG05 LP1-EU-AM2-P
Battery Input Data							
Battery Type	Lead-acid or Lithium-ion						
Battery Voltage Range (V)	40-60						
Max. Charging Current (A)	90	120	135	175	190	190	210
Max. Discharging Current (A)	90	120	135	175	190	190	210
Charging Strategy for Li-ion Battery	Self-adaption to BMS						
Number of Battery Input	1						
PV String Input Data							
Max. PV Access Power (W)	7200	10000	12000	14000	15200	16000	20000
Max. PV Input Power (W)	5760	8000	9600	11200	12160	12800	16000
Max. PV Input Voltage (V)	500						
Start-up Voltage (V)	125						
MPPT Voltage Range (V)	150-425						
Rated PV Input Voltage (V)	370						
Max. Operating PV Input Current (A)	18+18			32+32			
Max. Input Short-Circuit Current (A)	27+27			48+48			
No. of MPP Trackers/ No. of Strings MPP Tracker	2/1+1			2/2+2			
AC Input/Output Data							
Rated AC Input/Output Active Power (W)	3600	5000	6000	7000	7600	8000	10000
Max. AC Input/Output Apparent Power (VA)	3960	5500	6600	7700	8360	8800	11000
Rated AC Input/Output Current (A)	16.4/15.7	22.7/21.7	27.3/26.1	31.9/30.5	34.5/33	36.4/34.8	45.5/43.5
Max. AC Input/Output Current (A)	18/17.2	25/23.9	30/28.7	35/33.5	38/36.3	40/38.3	50/47.9
Max. Continuous AC Passthrough (grid to load) (A)	35		40	50			
Peak Power (off-grid) (W)	2 times of rated power, 10s						
Power Factor Adjustment Range	0.8 leading to 0.8 lagging						
Rated Input/Output Voltage/Range (V)	220/230 0.85Un-1.1Un						
Rated Input/Output Grid Frequency/Range(Hz)	50/45-55, 60/55-65						
Grid Connection Form	L+N+PE						
Total Current Harmonic Distortion THDi	<3% (of nominal power)						
DC Injection Current	<0.5% In						
Efficiency							
Max. Efficiency	97.6%						
Euro Efficiency	96.5%						
MPPT Efficiency	>99%						
Equipment Protection							
Integrated	DC Reverse Polarity Protection, AC Output Overcurrent Protection, Thermal Protection, AC Output Overvoltage Protection, AC Output Short Circuit Protection, DC Component Monitoring, Arc Fault Circuit Interrupter (optional), Anti-islanding Protection, DC Switch, Insulation Impedance Detection, Residual Current Detection						
Surge Protection Level	TYPE II(DC), TYPE II(AC)						
Interface							
Communication Interface	RS485/RS232/CAN						
Monitor Mode	GPRS/WIFI/Bluetooth/4G/LAN(optional)						
General Data							
Operating Temperature Range (°C)	-40 to +60°C, >45°C Derating						
Permissible Ambient Humidity	0-100%						
Permissible Altitude	2000m						
Noise (dB)	<45						
Ingress Protection(IP) Rating	IP 65						
Inverter Topology	Non-Isolated (solar), Isolated (battery)						
Over Voltage Category	OVC II(DC), OVC III(AC)						
Cabinet Size (WxHxD mm)	330x580x232 (Excluding Connectors and Brackets)						
Weight (kg)	24.9						
Type of Cooling	Intelligent Air Cooling						
Warranty	5 Years/10 Years the Warranty Period Depends the Final Installation Site of Inverter, More Info Please Refer to Warranty Policy						
Grid Regulation	IEC 61727, IEC 62116, CEI 0-21, EN 50549, NRS 097, RD 140, UNE 217002, OVE-Richtlinie R25, G98, G99, VDE-AR-N 4105						
Safety / EMC Standard	IEC/EN 61000-6-1/2/3/4, IEC/EN 62109-1, IEC/EN 62109-2						

Single Phase Hybrid Inverter

SUN-7/7.6/8/10K-SG05LP1-EU-SM2



-  Colorful touch LCD, IP65 protection degree
-  AC couple to retrofit existing solar system
- 16** Max. 16 pcs parallel for on-grid and off-grid operation; Support multiple batteries parallel
- 210** Max. charging/discharging current of 210A
- 6** 6 time periods for battery charging/discharging
-  Support storing energy from diesel generator







Technical Data

Model	SUN-7K-SG05LP1 -EU-SM2	SUN-7.6K-SG05LP1 -EU-SM2	SUN-8K-SG05LP1 -EU-SM2	SUN-10K-SG05LP1 -EU-SM2
Battery Input Data				
Battery Type	Lead-acid or Lithium-ion			
Battery Voltage Range (V)	40-60			
Max. Charging Current (A)	175	190	190	210
Max. Discharging Current (A)	175	190	190	210
Charging Strategy for Li-ion Battery	Self-adaption to BMS			
Number of Battery Input	1			
PV String Input Data				
Max. PV Access Power (W)	14000	15200	16000	20000
Max. PV Input Power (W)	11200	12160	12800	16000
Max. PV Input Voltage (V)	500			
Start-up Voltage (V)	125			
MPPT Voltage Range (V)	150-425			
Rated PV Input Voltage (V)	370			
Max. Operating PV Input Current (A)	26+26			
Max. Input Short-Circuit Current (A)	34+34			
No. of MPP Trackers/ No. of Strings MPP Tracker	2/2+2			
AC Input/Output Data				
Rated AC Input/Output Active Power (W)	7000	7600	8000	10000
Max. AC Input/Output Apparent Power (VA)	7700	8360	8800	11000
Rated AC Input/Output Current (A)	31.9/30.5	34.6/33.1	36.4/34.8	45.5/43.5
Max. AC Input/Output Current (A)	35/33.5	38/36.4	40/38.3	50/47.9
Max. Continuous AC Passthrough (grid to load) (A)	50			
Peak Power (off-grid) (W)	2 times of rated power, 10s			
Power Factor Adjustment Range	0.8 leading to 0.8 lagging			
Rated Input/Output Voltage/Range (V)	220/230 0.85Un-1.1Un			
Rated Input/Output Grid Frequency/Range(Hz)	50/45-55, 60/55-65			
Grid Connection Form	L+N+PE			
Total Current Harmonic Distortion THDi	<3% (of nominal power)			
DC Injection Current	<0.5% In			
Efficiency				
Max. Efficiency	97.6%			
Euro Efficiency	96.5%			
MPPT Efficiency	>99%			
Equipment Protection				
Integrated	DC Reverse Polarity Protection, AC Output Overcurrent Protection, Thermal Protection, AC Output Overvoltage Protection, AC Output Short Circuit Protection, DC Component Monitoring, Arc Fault Circuit Interrupter (optional), Anti-islanding Protection, DC Switch, Insulation Impedance Detection, Residual Current Detection			
Surge Protection Level	TYPE II(DC), TYPE II(AC)			
Interface				
Communication Interface	RS485/RS232/CAN			
Monitor Mode	GPRS/WIFI/Bluetooth/4G/LAN(optional)			
General Data				
Operating Temperature Range (°C)	-40 to +60°C, >45°C Derating			
Permissible Ambient Humidity	0-100%			
Permissible Altitude	2000m			
Noise (dB)	<45			
Ingress Protection(IP) Rating	IP 65			
Inverter Topology	Non-Isolated (solar), Isolated (battery)			
Over Voltage Category	OVC II(DC), OVC III(AC)			
Cabinet Size (WxHxD mm)	366×589.5×237 (Excluding Connectors and Brackets)			
Weight (kg)	26.8			
Type of Cooling	Intelligent Air Cooling			
Warranty	5 Years/10 Years the Warranty Period Depends the Final Installation Site of Inverter, More Info Please Refer to Warranty Policy			
Grid Regulation	IEC 61727, IEC 62116, CEI 0-21, EN 50549, NRS 097, RD 140, UNE 217002, OVE-Richtlinie R25, G99, VDE-AR-N 4105			
Safety / EMC Standard	IEC/EN 61000-6-1/2/3/4, IEC/EN 62109-1, IEC/EN 62109-2			

Single Phase Hybrid Inverter

SUN-3.6/5/6/7/7.6/8/10K-SG05LP1-EU-SM2-P



-  Colorful touch LCD, IP65 protection degree
-  AC couple to retrofit existing solar system
-  Max. 16 pcs parallel for on-grid and off-grid operation; Support multiple batteries parallel
-  Max. charging/discharging current of 210A
-  6 time periods for battery charging/discharging
-  Support storing energy from diesel generator







Technical Data

Model	SUN-3.6K-SG05 LP1-EU-SM2-P	SUN-5K-SG05 LP1-EU-SM2-P	SUN-6K-SG05 LP1-EU-SM2-P	SUN-7K-SG05 LP1-EU-SM2-P	SUN-7.6K-SG05 LP1-EU-SM2-P	SUN-8K-SG05 LP1-EU-SM2-P	SUN-10K-SG05 LP1-EU-SM2-P
Battery Input Data							
Battery Type	Lead-acid or Lithium-ion						
Battery Voltage Range (V)	40-60						
Max. Charging Current (A)	90	120	135	175	190	190	210
Max. Discharging Current (A)	90	120	135	175	190	190	210
Charging Strategy for Li-ion Battery	Self-adaption to BMS						
Number of Battery Input	1						
PV String Input Data							
Max. PV Access Power (W)	7200	10000	12000	14000	15200	16000	20000
Max. PV Input Power (W)	5760	8000	9600	11200	12160	12800	16000
Max. PV Input Voltage (V)	500						
Start-up Voltage (V)	125						
MPPT Voltage Range (V)	150-425						
Rated PV Input Voltage (V)	370						
Max. Operating PV Input Current (A)	18+18			32+32			
Max. Input Short-Circuit Current (A)	27+27			48+48			
No. of MPP Trackers/ No. of Strings MPP Tracker	2/1+1			2/2+2			
AC Input/Output Data							
Rated AC Input/Output Active Power (W)	3600	5000	6000	7000	7600	8000	10000
Max. AC Input/Output Apparent Power (VA)	3960	5500	6600	7700	8360	8800	11000
Rated AC Input/Output Current (A)	16.4/15.7	22.8/21.8	27.3/26.1	31.9/30.5	34.6/33.1	36.4/34.8	45.5/43.5
Max. AC Input/Output Current (A)	18/17.3	25/24	30/28.7	35/33.5	38/36.4	40/38.3	50/47.9
Max. Continuous AC Passthrough (grid to load) (A)	35		40		50		
Peak Power (off-grid) (W)	2 times of rated power, 10s						
Power Factor Adjustment Range	0.8 leading to 0.8 lagging						
Rated Input/Output Voltage/Range (V)	220/230 0.85Un-1.1Un						
Rated Input/Output Grid Frequency/Range(Hz)	50/45-55, 60/55-65						
Grid Connection Form	L+N+PE						
Total Current Harmonic Distortion THDi	<3% (of nominal power)						
DC Injection Current	<0.5% In						
Efficiency							
Max. Efficiency	97.6%						
Euro Efficiency	96.5%						
MPPT Efficiency	>99%						
Equipment Protection							
Integrated	DC Reverse Polarity Protection, AC Output Overcurrent Protection, Thermal Protection, AC Output Overvoltage Protection, AC Output Short Circuit Protection, DC Component Monitoring, Arc Fault Circuit Interrupter (optional), Anti-islanding Protection, DC Switch, Insulation Impedance Detection, Residual Current Detection						
Surge Protection Level	TYPE II(DC), TYPE II(AC)						
Interface							
Communication Interface	RS485/RS232/CAN						
Monitor Mode	GPRS/WIFI/Bluetooth/4G/LAN(optional)						
General Data							
Operating Temperature Range (°C)	-40 to +60°C, >45°C Derating						
Permissible Ambient Humidity	0-100%						
Permissible Altitude	2000m						
Noise (dB)	<45						
Ingress Protection(IP) Rating	IP 65						
Inverter Topology	Non-Isolated (solar), Isolated (battery)						
Over Voltage Category	OVC II(DC), OVC III(AC)						
Cabinet Size (WxHxD mm)	366×589.5×237 (Excluding Connectors and Brackets)						
Weight (kg)	26.8						
Type of Cooling	Intelligent Air Cooling						
Warranty	5 Years/10 Years the Warranty Period Depends the Final Installation Site of Inverter, More Info Please Refer to Warranty Policy						
Grid Regulation	IEC 61727, IEC 62116, CEI 0-21, EN 50549, NRS 097, RD 140, UNE 217002, OVE-Richtlinie R25, G98, G99, VDE-AR-N 4105						
Safety / EMC Standard	IEC/EN 61000-6-1/2/3/4, IEC/EN 62109-1, IEC/EN 62109-2						

Split Phase Hybrid Inverter

SUN-5/6/8K-SG05LP2-US-SM2
SUN-10/12K-SG05LP2-US-SM3



-  Colorful touch LCD, IP65 protection degree
-  AC couple to retrofit existing solar system
-  Max. 16 pcs parallel for on-grid and off-grid operation; Support multiple batteries parallel
-  Max. charging/discharging current of 250A
-  6 time periods for battery charging/discharging
-  Support storing energy from diesel generator




Technical Data

Model	SUN-5K-SG05 LP2-US-SM2	SUN-6K-SG05 LP2-US-SM2	SUN-8K-SG05 LP2-US-SM2	SUN-10K-SG05 LP2-US-SM3	SUN-12K-SG05 LP2-US-SM3
Battery Input Data					
Battery Type	Lead-acid or Lithium-ion				
Battery Voltage Range (V)	40-60				
Max. Charging Current (A)	120	135	190	220	220
Max. Discharging Current (A)	120	135	190	220	220
Rated Battery Power (W)	5000	6000	8000	10000	10000
Charging Strategy for Li-ion Battery	Self-adaption to BMS				
Number of Battery Input	2				
PV String Input Data					
Max. PV Input Power (W)	8000	9600	12800	16000	19200
Max. PV Input Voltage (V)	500				
Start-up Voltage (V)	125				
MPPT Voltage Range (V)	150-425				
Rated PV Input Voltage (V)	370				
Max. Operating PV Input Current (A)	18+18		32+32		32+32+32
Max. Input Short-Circuit Current (A)	27+27		60+60		60+60+60
No. of MPP Trackers/ No. of Strings MPP Tracker	2/1+1		2/2+2		3/2+2+2
AC Input/Output Data					
Rated AC Input/Output Active Power (W)	5000	6000	8000	10000	12000
Max. AC Input/Output Apparent Power (VA)	5000	6000	8000	10000	12000
Rated AC Input/Output Current (A)	20.9	25	33.4	41.7	50
Max. AC Input/Output Current (A)	20.9	25	33.4	41.7	50
Max. Continuous AC Passthrough (grid to load) (A)	100				
Peak Power (off-grid) (W)	2 times of rated power, 10s				
Power Factor Adjustment Range	0.8 leading to 0.8lagging				
Rated Input/Output Voltage/Range (V)	120/240, 120/208		0.88Un < U < 1.1Un		
Rated Input/Output Grid Frequency/Range(Hz)	60/55-65				
Grid Connection Form	2L+N+PE				
Total Current Harmonic Distortion THDi	<3% (of nominal power)				
DC Injection Current	<0.5% In				
Efficiency					
Max. Efficiency	97.6%				
Euro Efficiency	96.5%				
MPPT Efficiency	>99%				
Equipment Protection					
Integrated	DC reverse polarity protection, AC Output Overcurrent Protection, AC Output Overvoltage Protection, AC Output Short Circuit Protection, Thermal Protection, Insulation Impedance detection, DC Component Monitoring, Arc fault circuit interrupter (AFCI) (Optional), Anti-islanding protection, DC Switch, Residual Current Detection				
Surge Protection Level	TYPE II(DC),TYPE II(AC)				
Interface					
LCD/LED Display	LCD				
Communication Interface	RS485/RS232/CAN				
General Data					
Operating Temperature Range (°C)	-40 to +60°C, >45°C Derating				
Permissible Ambient Humidity	0-100%				
Permissible Altitude	3000m				
Noise (dB)	<45				
Ingress Protection(IP) Rating	TYPE 3R				
Inverter Topology	Non-Isolated				
Over Voltage Category	OVC II(DC), OVC IV(AC)				
Type Of Cooling	Intelligent air cooling				
Cabinet Size (WxHxD mm)	386×606,5×240 (Excluding connectors and brackets)				
Weight (kg)	29.2				
Warranty	5 Years/10 Years the Warranty Period Depends the Final Installation Site of Inverter, More Info Please Refer to Warranty Policy				
Grid Regulation	IEEE 1547.1, SRD V2.0				
Safety / EMC Standard	FCC, UL 1741				

Split Phase Hybrid Inverter

SUN-5/6/7.6/8K-SG02LP2-US-AM2
SUN-10/12K-SG02LP2-US-AM3



-  Colorful touch LCD, IP65 protection degree
-  AC couple to retrofit existing solar system
- 16** Max. 16 pcs parallel for on-grid and off-grid operation; Support multiple batteries parallel
- 250** Max. charging/discharging current of 250A
- 6** 6 time periods for battery charging/discharging
-  Support storing energy from diesel generator

Technical Data




Model	SUN-5K-SG02 LP2-US-AM2	SUN-6K-SG02 LP2-US-AM2	SUN-7.6K-SG02 LP2-US-AM2	SUN-8K-SG02 LP2-US-AM2	SUN-10K-SG02 LP2-US-AM3	SUN-12K-SG02 LP2-US-AM3
Battery Input Data						
Battery Type	Lead-acid or Lithium-ion					
Battery Voltage Range (V)	40-60					
Max. Charging Current (A)	120	135	190	190	220	250
Max. Discharging Current (A)	120	135	190	190	220	250
Charging Strategy for Li-ion Battery	Self-adaption to BMS					
Number of Battery Input	1					
PV String Input Data						
Max. PV Input Power (W)	7500	9000	11400	12000	15000	18000
Max. PV Input Voltage (V)	500					
Start-up Voltage (V)	125					
MPPT Voltage Range (V)	150-425					
Rated PV Input Voltage (V)	370					
Max. Operating PV Input Current (A)	20+20		26+26		26+26+26	
Max. Input Short-Circuit Current (A)	44+44		44+44		44+44+44	
No. of MPP Trackers/ No. of Strings MPP Tracker	2/2+2				3/2+2+2	
AC Input/Output Data						
Rated AC Input/Output Active Power (W)	5000	6000	7600	8000	10000	12000
Max. AC Input/Output Apparent Power (VA)	5000	6000	7600	8000	10000	12000
Rated AC Input/Output Current (A)	20.9	25	31.7	33.4	41.7	50
Max. AC Input/Output Current (A)	20.9	25	31.7	33.4	41.7	50
Max. Continuous AC Passthrough (grid to load) (A)	35	40	50		60	
Peak Power (off-grid) (W)	2 times of rated power, 10s					
Power Factor Adjustment Range	0.8 leading to 0.8lagging					
Rated Input/Output Voltage/Range (V)	120/240, 120/208 0.88Un < U < 1.1Un					
Rated Input/Output Grid Frequency/Range(Hz)	60/55-65					
Grid Connection Form	2L+N+PE					
Total Current Harmonic Distortion THDi	<3% (of nominal power)					
DC Injection Current	<0.5% In					
Efficiency						
Max. Efficiency	97.6%					
Euro Efficiency	96.5%					
MPPT Efficiency	>99%					
Equipment Protection						
Integrated	DC Reverse Polarity Protection, AC Output Overcurrent Protection, Thermal Protection, AC Output Overvoltage Protection, AC Output Short Circuit Protection, DC Component Monitoring, Arc Fault Circuit Interrupter (optional), Anti-islanding Protection, DC Switch, Insulation Impedance Detection, Residual Current Detection					
Surge Protection Level	TYPE II(DC), TYPE II(AC)					
Interface						
Communication Interface	RS485/RS232/CAN					
Monitor Mode	GPRS/WIFI/Bluetooth/4G/LAN(optional)					
General Data						
Operating Temperature Range (°C)	-40 to +60°C, >45°C Derating					
Permissible Ambient Humidity	0-100%					
Permissible Altitude	2000m					
Noise (dB)	<45					
Ingress Protection(IP) Rating	TYPE 3R					
Inverter Topology	Non-Isolated (solar), Isolated (battery)					
Over Voltage Category	OVC II(DC), OVC III(AC)					
Cabinet Size (WxHxD mm)	420×670×233 (Excluding Connectors and Brackets)					
Weight (kg)	35.6					
Type of Cooling	Intelligent Air Cooling					
Warranty	5 Years/10 Years the Warranty Period Depends the Final Installation Site of Inverter, More Info Please Refer to Warranty Policy					
Grid Regulation	IEEE 1547.1, SRD V2.0					
Safety / EMC Standard	FCC, UL 1741					

Single Phase Hybrid Inverter

SUN-7.6/8K-SG02LP1-EU-AM2

SUN-10/12K-SG02LP1-EU-AM3



-  Colorful touch LCD, IP65 protection degree
-  AC couple to retrofit existing solar system
- 16** Max. 16 pcs parallel for on-grid and off-grid operation; Support multiple batteries parallel
- 250** Max. charging/discharging current of 250A
- 6** 6 time periods for battery charging/discharging
-  Support storing energy from diesel generator




Technical Data

Model	SUN-7.6K-SG02 LP1-EU-AM2	SUN-8K-SG02 LP1-EU-AM2	SUN-10K-SG02 LP1-EU-AM3	SUN-12K-SG02 LP1-EU-AM3
Battery Input Data				
Battery Type	Lead-acid or Lithium-ion			
Battery Voltage Range (V)	40-60			
Max. Charging Current (A)	190	190	220	250
Max. Discharging Current (A)	190	190	220	250
Charging Strategy for Li-ion Battery	Self-adaption to BMS			
Number of Battery Input	1			
PV String Input Data				
Max. PV Access Power (W)	15200	16000	20000	24000
Max. PV Input Power (W)	12160	12800	16000	19200
Max. PV Input Voltage (V)	500			
Start-up Voltage (V)	125			
MPPT Voltage Range (V)	150-425			
Rated PV Input Voltage (V)	370			
Max. Operating PV Input Current (A)	26+26		26+26+26	
Max. Input Short-Circuit Current (A)	44+44		44+44+44	
No. of MPP Trackers/ No. of Strings MPP Tracker	2/2+2		3/2+2+2	
AC Input/Output Data				
Rated AC Input/Output Active Power (W)	7600	8000	10000	12000
Max. AC Input/Output Apparent Power (VA)	8360	8800	11000	13200
Rated AC Input/Output Current (A)	34.6/33.1	36.4/34.8	45.5/43.5	54.6/52.2
Max. AC Input/Output Current (A)	38/36.4	40/38.3	50/47.9	60/57.4
Max. Continuous AC Passthrough (grid to load) (A)	50		60	
Peak Power (off-grid) (W)	2 times of rated power, 10s			
Power Factor Adjustment Range	0.8 leading to 0.8 lagging			
Rated Input/Output Voltage/Range (V)	220/230 0.85Un-1.1Un			
Rated Input/Output Grid Frequency/Range(Hz)	50/45-55, 60/55-65			
Grid Connection Form	L+N+PE			
Total Current Harmonic Distortion THDi	<3% (of nominal power)			
DC Injection Current	<0.5% In			
Efficiency				
Max. Efficiency	97.6%			
Euro Efficiency	96.5%			
MPPT Efficiency	>99%			
Equipment Protection				
Integrated	DC Reverse Polarity Protection, AC Output Overcurrent Protection, Thermal Protection, AC Output Overvoltage Protection, AC Output Short Circuit Protection, DC Component Monitoring, Arc Fault Circuit Interrupter (optional), Anti-islanding Protection, DC Switch, Insulation Impedance Detection, Residual Current Detection			
Surge Protection Level	TYPE II(DC), TYPE II(AC)			
Interface				
Communication Interface	RS485/RS232/CAN			
Monitor Mode	GPRS/WIFI/Bluetooth/4G/LAN(optional)			
General Data				
Operating Temperature Range (°C)	-40 to +60°C, >45°C Derating			
Permissible Ambient Humidity	0-100%			
Permissible Altitude	2000m			
Noise (dB)	<45			
Ingress Protection(IP) Rating	IP 65			
Inverter Topology	Non-Isolated (solar), Isolated (battery)			
Over Voltage Category	OVC II(DC), OVC III(AC)			
Cabinet Size (WxHxD mm)	420×670×233 (Excluding Connectors and Brackets)			
Weight (kg)	35.6			
Type of Cooling	Intelligent Air Cooling			
Warranty	5 Years/10 Years the Warranty Period Depends the Final Installation Site of Inverter, More Info Please Refer to Warranty Policy			
Grid Regulation	IEC 61727, IEC 62116, CEI 0-21, EN 50549, NRS 097, RD 140, UNE 217002, OVE-Richtlinie R25, G99, G98, VDE-AR-N 4105			
Safety / EMC Standard	IEC/EN 61000-6-1/2/3/4, IEC/EN 62109-1, IEC/EN 62109-2			

Single Phase Hybrid Inverter

SUN-7.6/8K-SG02LP1-EU-AM2-P
SUN-10/12K-SG02LP1-EU-AM3-P



-  Colorful touch LCD, IP65 protection degree
-  AC couple to retrofit existing solar system
- 16** Max. 16 pcs parallel for on-grid and off-grid operation; Support multiple batteries parallel
- 250** Max. charging/discharging current of 250A
- 6** 6 time periods for battery charging/discharging
-  Support storing energy from diesel generator




Technical Data

Model	SUN-7.6K-SG02 LP1-EU-AM2-P	SUN-8K-SG02 LP1-EU-AM2-P	SUN-10K-SG02 LP1-EU-AM3-P	SUN-12K-SG02 LP1-EU-AM3-P
Battery Input Data				
Battery Type	Lead-acid or Lithium-ion			
Battery Voltage Range (V)	40-60			
Max. Charging Current (A)	190	190	220	250
Max. Discharging Current (A)	190	190	220	250
Charging Strategy for Li-ion Battery	Self-adaption to BMS			
Number of Battery Input	1			
PV String Input Data				
Max. PV Access Power (W)	15200	16000	20000	24000
Max. PV Input Power (W)	12160	12800	16000	19200
Max. PV Input Voltage (V)	500			
Start-up Voltage (V)	125			
MPPT Voltage Range (V)	150-425			
Rated PV Input Voltage (V)	370			
Max. Operating PV Input Current (A)	32+32		32+32+32	
Max. Input Short-Circuit Current (A)	60+60		60+60+60	
No. of MPP Trackers/ No. of Strings MPP Tracker	2/2+2		3/2+2+2	
AC Input/Output Data				
Rated AC Input/Output Active Power (W)	7600	8000	10000	12000
Max. AC Input/Output Apparent Power (VA)	8360	8800	11000	13200
Rated AC Input/Output Current (A)	34.6/33.1	36.4/34.8	45.5/43.5	54.6/52.2
Max. AC Input/Output Current (A)	38/36.4	40/38.3	50/47.9	60/57.4
Max. Continuous AC Passthrough (grid to load) (A)	50		60	
Peak Power (off-grid) (W)	2 times of rated power, 10s			
Power Factor Adjustment Range	0.8 leading to 0.8 lagging			
Rated Input/Output Voltage/Range (V)	220/230 0.85Un-1.1Un			
Rated Input/Output Grid Frequency/Range(Hz)	50/45-55, 60/55-65			
Grid Connection Form	L+N+PE			
Total Current Harmonic Distortion THDi	<3% (of nominal power)			
DC Injection Current	<0.5% In			
Efficiency				
Max. Efficiency	97.6%			
Euro Efficiency	96.5%			
MPPT Efficiency	>99%			
Equipment Protection				
Integrated	DC Reverse Polarity Protection, AC Output Overcurrent Protection, Thermal Protection, AC Output Overvoltage Protection, AC Output Short Circuit Protection, DC Component Monitoring, Arc Fault Circuit Interrupter (optional), Anti-islanding Protection, DC Switch, Insulation Impedance Detection, Residual Current Detection			
Surge Protection Level	TYPE II(DC), TYPE II(AC)			
Interface				
Communication Interface	RS485/RS232/CAN			
Monitor Mode	GPRS/WIFI/Bluetooth/4G/LAN(optional)			
General Data				
Operating Temperature Range (°C)	-40 to +60°C, >45°C Derating			
Permissible Ambient Humidity	0-100%			
Permissible Altitude	2000m			
Noise (dB)	<45			
Ingress Protection(IP) Rating	IP 65			
Inverter Topology	Non-Isolated (solar), Isolated (battery)			
Over Voltage Category	OVC II(DC), OVC III(AC)			
Cabinet Size (WxHxD mm)	420×670×233 (Excluding Connectors and Brackets)			
Weight (kg)	35.6			
Type of Cooling	Intelligent Air Cooling			
Warranty	5 Years/10 Years the Warranty Period Depends the Final Installation Site of Inverter, More Info Please Refer to Warranty Policy			
Grid Regulation	IEC 61727, IEC 62116, CEI 0-21, EN 50549, NRS 097, RD 140, UNE 217002, OVE-Richtlinie R25, G99, G98, VDE-AR-N 4105			
Safety / EMC Standard	IEC/EN 61000-6-1/2/3/4, IEC/EN 62109-1, IEC/EN 62109-2			

Single Phase Hybrid Inverter

SUN-12/14/16K-SG01LP1-EU



-  Colorful touch LCD, IP65 protection degree
-  AC couple to retrofit existing solar system
- 16** Max. 16 pcs parallel for on-grid and off-grid operation; Support multiple batteries parallel
- 290** Max. charging/discharging current of 290A
- 6** 6 time periods for battery charging/discharging
-  Support storing energy from diesel generator







Technical Data

Model	SUN-12K-SG01LP1-EU	SUN-14K-SG01LP1-EU	SUN-16K-SG01LP1-EU
Battery Input Data			
Battery Type	Lead-acid or Lithium-ion		
Battery Voltage Range (V)	40-60		
Max. Charging Current (A)	220	250	290
Max. Discharging Current (A)	220	250	290
Charging Strategy for Li-ion Battery	Self-adaption to BMS		
Number of Battery Input	2		
PV String Input Data			
Max. PV Access Power (W)	24000	28000	32000
Max. PV Input Power (W)	19200	22400	25600
Max. PV Input Voltage (V)	500		
Start-up Voltage (V)	125		
MPPT Voltage Range (V)	150-425		
Rated PV Input Voltage (V)	370		
Max. Operating PV Input Current (A)	26+26+26		
Max. Input Short-Circuit Current (A)	44+44+44		
No. of MPP Trackers/ No. of Strings MPP Tracker	3/2+2+2		
AC Input/Output Data			
Rated AC Input/Output Active Power (W)	12000	14000	16000
Max. AC Input/Output Apparent Power (VA)	13200	15400	17600
Rated AC Input/Output Current (A)	54.5/52.2	63.6/60.9	72.7/69.6
Max. AC Input/Output Current (A)	60/57.4	70/67	80/76.5
Max. Continuous AC Passthrough (grid to load) (A)	100		
Peak Power (off-grid) (W)	2 times of rated power, 10s		
Power Factor Adjustment Range	0.8 leading to 0.8 lagging		
Rated Input/Output Voltage/Range (V)	220/230 0.85Un-1.1Un		
Rated Input/Output Grid Frequency/Range(Hz)	50/45-55, 60/55-65		
Grid Connection Form	L+N+PE		
Total Current Harmonic Distortion THDi	<3% (of nominal power)		
DC Injection Current	<0.5% In		
Efficiency			
Max. Efficiency	97.6%		
Euro Efficiency	96.5%		
MPPT Efficiency	>99%		
Equipment Protection			
Integrated	DC Reverse Polarity Protection, AC Output Overcurrent Protection, Thermal Protection, AC Output Overvoltage Protection, AC Output Short Circuit Protection, DC Component Monitoring, Arc Fault Circuit Interrupter (optional), Anti-islanding Protection, DC Switch, Insulation Impedance Detection, Residual Current Detection		
Surge Protection Level	TYPE II(DC), TYPE II(AC)		
Interface			
Communication Interface	RS485/RS232/CAN		
Monitor Mode	GPRS/WIFI/Bluetooth/4G/LAN(optional)		
General Data			
Operating Temperature Range (°C)	-40 to +60°C, >45°C Derating		
Permissible Ambient Humidity	0-100%		
Permissible Altitude	2000m		
Noise (dB)	<50		
Ingress Protection(IP) Rating	IP 65		
Inverter Topology	Non-Isolated (solar), Isolated (battery)		
Over Voltage Category	OVC II(DC), OVC III(AC)		
Cabinet Size (WxHxD mm)	464×763×282 (Excluding Connectors and Brackets)		
Weight (kg)	52		
Type of Cooling	Intelligent Air Cooling		
Warranty	5 Years/10 Years the Warranty Period Depends the Final Installation Site of Inverter, More Info Please Refer to Warranty Policy		
Grid Regulation	IEC 61727, IEC 62116, AS 4777.2, NRS 097		
Safety / EMC Standard	IEC/EN 61000-6-1/2/3/4, IEC/EN 62109-1, IEC/EN 62109-2		

Single Phase Hybrid Inverter

SUN-12/14/16/18K-SG01LP1-EU-AM3-P




-  Colorful touch LCD, IP65 protection degree
-  AC couple to retrofit existing solar system
-  Max. 16 pcs parallel for on-grid and off-grid operation; Support multiple batteries parallel
-  Max. charging/discharging current of 380A
-  6 time periods for battery charging/discharging
-  Support storing energy from diesel generator

Technical Data

Model	SUN-12K-SG01LP1 -EU-AM3-P	SUN-14K-SG01LP1 -EU-AM3-P	SUN-16K-SG01LP1 -EU-AM3-P	SUN-18K-SG01LP1 -EU-AM3-P
Battery Input Data				
Battery Type	Lead-acid or Lithium-ion			
Battery Voltage Range (V)	40-60			
Max. Charging Current (A)	220	250	290	380
Max. Discharging Current (A)	220	250	290	380
Charging Strategy for Li-ion Battery	Self-adaption to BMS			
Number of Battery Input	2			
PV String Input Data				
Max. PV Access Power (W)	24000	28000	32000	36000
Max. PV Input Power (W)	19200	22400	25600	28800
Max. PV Input Voltage (V)	500			
Start-up Voltage (V)	125			
MPPT Voltage Range (V)	150-425			
Rated PV Input Voltage (V)	370			
Max. Operating PV Input Current (A)	36+36+36			
Max. Input Short-Circuit Current (A)	54+54+54			
No. of MPP Trackers/ No. of Strings MPP Tracker	3/2+2+2			
AC Input/Output Data				
Rated AC Input/Output Active Power (W)	12000	14000	16000	18000
Max. AC Input/Output Apparent Power (VA)	13200	15400	17600	19800
Rated AC Input/Output Current (A)	54.6/52.2	63.7/60.9	72.8/69.6	81.9/78.3
Max. AC Input/Output Current (A)	60/57.4	70/67	80/76.6	90/86.1
Max. Continuous AC Passthrough (grid to load) (A)	100			
Peak Power (off-grid) (W)	2 times of rated power, 10s			
Power Factor Adjustment Range	0.8 leading to 0.8 lagging			
Rated Input/Output Voltage/Range (V)	220/230 0.85Un-1.1Un			
Rated Input/Output Grid Frequency/Range(Hz)	50/45-55, 60/55-65			
Grid Connection Form	L+N+PE			
Total Current Harmonic Distortion THDi	<3% (of nominal power)			
DC Injection Current	<0.5% In			
Efficiency				
Max. Efficiency	97.6%			
Euro Efficiency	96.5%			
MPPT Efficiency	>99%			
Equipment Protection				
Integrated	DC Reverse Polarity Protection, AC Output Overcurrent Protection, Thermal Protection, AC Output Overvoltage Protection, AC Output Short Circuit Protection, DC Component Monitoring, Arc Fault Circuit Interrupter (optional), Anti-islanding Protection, DC Switch, Insulation Impedance Detection, Residual Current Detection			
Surge Protection Level	TYPE II(DC), TYPE II(AC)			
Interface				
Communication Interface	RS485/RS232/CAN			
Monitor Mode	GPRS/WIFI/Bluetooth/4G/LAN(optional)			
General Data				
Operating Temperature Range (°C)	-40 to +60°C, >45°C Derating			
Permissible Ambient Humidity	0-100%			
Permissible Altitude	3000m			
Noise (dB)	<55			
Ingress Protection(IP) Rating	IP 65			
Inverter Topology	Non-Isolated (solar), Isolated (battery)			
Over Voltage Category	OVC II(DC), OVC III(AC)			
Cabinet Size (WxHxD mm)	464×763×282 (Excluding Connectors and Brackets)			464×863×282
Weight (kg)	54.1			59.8
Type of Cooling	Intelligent Air Cooling			
Warranty	5 Years/10 Years the Warranty Period Depends the Final Installation Site of Inverter, More Info Please Refer to Warranty Policy			
Grid Regulation	IEC 61727, IEC 62116, AS 4777.2, NRS 097			
Safety / EMC Standard	IEC/EN 61000-6-1/2/3/4, IEC/EN 62109-1, IEC/EN 62109-2			

Three Phase Hybrid Inverter

SUN-5/6/8/10/12K-SG04LP3-EU



- 100** 100% unbalanced output, max. output up to 50% rated power for each phase
- AC couple** AC couple to retrofit existing solar system
- 10** Max. 10 pcs parallel for on-grid and off-grid operation; Support multiple batteries parallel
- 240** Max. charging/discharging current of 240A
- 48** 48V low voltage battery, transformer isolation design
- 6** 6 time periods for battery charging/discharging
- Support** Support storing energy from diesel generator

Technical Data

Model	SUN-5K -SG04LP3-EU	SUN-6K -SG04LP3-EU	SUN-8K -SG04LP3-EU	SUN-10K -SG04LP3-EU	SUN-12K -SG04LP3-EU
Battery Input Data					
Battery Type	Lead-acid or Lithium-ion				
Battery Voltage Range (V)	40-60				
Max. Charging Current (A)	120	150	190	210	240
Max. Discharging Current (A)	120	150	190	210	240
Charging Strategy for Li-ion Battery	Self-adaption to BMS				
Number of Battery Input	1				
PV String Input Data					
Max. PV Access Power (W)	10000	12000	16000	20000	24000
Max. PV Input Power (W)	7500	9000	12000	15000	18000
Max. PV Input Voltage (V)	800				
Start-up Voltage (V)	160				
MPPT Voltage Range (V)	200-650				
Rated PV Input Voltage (V)	550				
Max. Operating PV Input Current (A)	13+13			26+13	
Max. Input Short-Circuit Current (A)	17+17			34+17	
No. of MPP Trackers/ No. of Strings MPP Tracker	2/1+1			2/2+1	
AC Input/Output Data					
Rated AC Input/Output Active Power (W)	5000	6000	8000	10000	12000
Max. AC Input/Output Apparent Power (VA)	5500	6600	8800	11000	13200
Rated AC Input/Output Current (A)	7.6/7.2	9.1/8.7	12.1/11.6	15.2/14.5	18.2/17.4
Max. AC Input/Output Current (A)	8.4/8	10/9.6	13.4/12.8	16.7/15.9	20/19.1
Max. Continuous AC Passthrough (grid to load) (A)	45				
Peak Power (off-grid) (W)	2 times of rated power, 10s				
Power Factor Adjustment Range	0.8 leading to 0.8 lagging				
Rated Input/Output Voltage/Range (V)	220/380V, 230/400V 0.85Un-1.1Un				
Rated Input/Output Grid Frequency/Range(Hz)	50/45-55, 60/55-65				
Grid Connection Form	3L+N+PE				
Total Current Harmonic Distortion THDi	<3% (of nominal power)				
DC Injection Current	<0.5% In				
Efficiency					
Max. Efficiency	97.6%				
Euro Efficiency	97.0%				
MPPT Efficiency	>99%				
Equipment Protection					
Integrated	DC Reverse Polarity Protection, AC Output Overcurrent Protection, Thermal Protection, AC Output Overvoltage Protection, AC Output Short Circuit Protection, DC Component Monitoring, Arc Fault Circuit Interrupter (optional), Anti-islanding Protection, DC Switch, Insulation Impedance Detection, Residual Current Detection				
Surge Protection Level	TYPE II(DC), TYPE III(AC)				
Interface					
Communication Interface	RS485/RS232/CAN				
Monitor Mode	GPRS/WIFI/Bluetooth/4G/LAN(optional)				
General Data					
Operating Temperature Range (°C)	-40 to +60°C, >45°C Derating				
Permissible Ambient Humidity	0-100%				
Permissible Altitude	2000m				
Noise (dB)	≤55				
Ingress Protection(IP) Rating	IP 65				
Inverter Topology	Non-Isolated (solar), Isolated (battery)				
Over Voltage Category	OVC II(DC), OVC III(AC)				
Cabinet Size (WxHxD mm)	422×658×254 (Excluding Connectors and Brackets)				
Weight (kg)	38				
Type of Cooling	Intelligent Air Cooling				
Warranty	5 Years/10 Years the Warranty Period Depends the Final Installation Site of Inverter, More Info Please Refer to Warranty Policy				
Grid Regulation	IEC 61727, IEC 62116, CEI 0-21, EN 50549, NRS 097, RD 140, UNE 217002, OVE-Richtlinie R25, G98, G99, VDE-AR-N 4105				
Safety / EMC Standard	IEC/EN 61000-6-1/2/3/4, IEC/EN 62109-1, IEC/EN 62109-2				

Three Phase Hybrid Inverter

SUN-5/6/8/10/12K-SG04LP3-EU-AM2-P



- 100** 100% unbalanced output, max. output up to 50% rated power for each phase
- AC couple** to retrofit existing solar system
- 10** Max. 10 pcs parallel for on-grid and off-grid operation; Support multiple batteries parallel
- 240** Max. charging/discharging current of 240A
- 48** 48V low voltage battery, transformer isolation design
- 6** 6 time periods for battery charging/discharging
- Support** storing energy from diesel generator

Technical Data

Model	SUN-5K-SG04LP3 -EU-AM2-P	SUN-6K-SG04LP3 -EU-AM2-P	SUN-8K-SG04LP3 -EU-AM2-P	SUN-10K-SG04LP3 -EU-AM2-P	SUN-12K-SG04LP3 -EU-AM2-P
Battery Input Data					
Battery Type	Lead-acid or Lithium-ion				
Battery Voltage Range (V)	40-60				
Max. Charging Current (A)	120	130	190	210	240
Max. Discharging Current (A)	120	130	190	210	240
Charging Strategy for Li-ion Battery	Self-adaption to BMS				
Number of Battery Input	1				
PV String Input Data					
Max. PV Access Power (W)	10000	12000	16000	20000	24000
Max. PV Input Power (W)	8000	9600	12800	16000	19200
Max. PV Input Voltage (V)	800				
Start-up Voltage (V)	160				
MPPT Voltage Range (V)	200-650				
Rated PV Input Voltage (V)	550				
Max. Operating PV Input Current (A)	20+20			36+20	
Max. Input Short-Circuit Current (A)	30+30			54+30	
No. of MPP Trackers/ No. of Strings MPP Tracker	2/1+1			2/2+2	
AC Input/Output Data					
Rated AC Input/Output Active Power (W)	5000	6000	8000	10000	12000
Max. AC Input/Output Apparent Power (VA)	5500	6600	8800	11000	13200
Rated AC Input/Output Current (A)	7.6/7.2	9.1/8.7	12.1/11.6	15.2/14.5	18.2/17.4
Max. AC Input/Output Current (A)	8.4/8	10/9.6	13.4/12.8	16.7/15.9	20/19.1
Max. Continuous AC Passthrough (grid to load) (A)	45				
Peak Power (off-grid) (W)	2 times of rated power, 10s				
Power Factor Adjustment Range	0.8 leading to 0.8 lagging				
Rated Input/Output Voltage/Range (V)	220/380V, 230/400V 0.85Un-1.1Un				
Rated Input/Output Grid Frequency/Range(Hz)	50/45-55, 60/55-65				
Grid Connection Form	3L+N+PE				
Total Current Harmonic Distortion THDi	<3% (of nominal power)				
DC Injection Current	<0.5% In				
Efficiency					
Max. Efficiency	97.6%				
Euro Efficiency	97.0%				
MPPT Efficiency	>99%				
Equipment Protection					
Integrated	DC Reverse Polarity Protection, AC Output Overcurrent Protection, Thermal Protection, AC Output Overvoltage Protection, AC Output Short Circuit Protection, DC Component Monitoring, Arc Fault Circuit Interrupter (optional), Anti-islanding Protection, DC Switch, Insulation Impedance Detection, Residual Current Detection				
Surge Protection Level	TYPE II(DC), TYPE II(AC)				
Interface					
Communication Interface	RS485/RS232/CAN				
Monitor Mode	GPRS/WIFI/Bluetooth/4G/LAN(optional)				
General Data					
Operating Temperature Range (°C)	-40 to +60°C, >45°C Derating				
Permissible Ambient Humidity	0-100%				
Permissible Altitude	3000m				
Noise (dB)	≤55				
Ingress Protection(IP) Rating	IP 65				
Inverter Topology	Non-Isolated (solar), Isolated (battery)				
Over Voltage Category	OVC II(DC), OVC III(AC)				
Cabinet Size (WxHxD mm)	422×658×254 (Excluding Connectors and Brackets)				
Weight (kg)	39.8				
Type of Cooling	Intelligent Air Cooling				
Warranty	5 Years/10 Years the Warranty Period Depends the Final Installation Site of Inverter, More Info Please Refer to Warranty Policy				
Grid Regulation	IEC 61727, IEC 62116, CEI 0-21, EN 50549, NRS 097, RD 140, UNE 217002, OVE-Richtlinie R25, G98, G99, VDE-AR-N 4105				
Safety / EMC Standard	IEC/EN 61000-6-1/2/3/4, IEC/EN 62109-1, IEC/EN 62109-2				

Three Phase Hybrid Inverter

SUN-3/4/5/6/8/10/12K-SG05LP3-EU-SM2




- 100** 100% unbalanced output, max. output up to 50% rated power for each phase
- AC couple** AC couple to retrofit existing solar system
- 10** Max. 10 pcs parallel for on-grid and off-grid operation; Support multiple batteries parallel
- 240** Max. charging/discharging current of 240A
- 48** 48V low voltage battery, transformer isolation design
- 6** 6 time periods for battery charging/discharging
- Support** Support storing energy from diesel generator

Technical Data

Model	SUN-3K-SG05 LP3-EU-SM2	SUN-4K-SG05 LP3-EU-SM2	SUN-5K-SG05 LP3-EU-SM2	SUN-6K-SG05 LP3-EU-SM2	SUN-8K-SG05 LP3-EU-SM2	SUN-10K-SG05 LP3-EU-SM2	SUN-12K-SG05 LP3-EU-SM2
Battery Input Data							
Battery Type	Lead-acid or Lithium-ion						
Battery Voltage Range (V)	40-60						
Max. Charging Current (A)	70	95	120	135	190	210	240
Max. Discharging Current (A)	70	95	120	135	190	210	240
Charging Strategy for Li-ion Battery	Self-adaption to BMS						
Number of Battery Input	1						
PV String Input Data							
Max. PV Access Power (W)	6000	8000	10000	12000	16000	20000	24000
Max. PV Input Power (W)	4800	6400	8000	9600	12800	16000	19200
Max. PV Input Voltage (V)	800						
Start-up Voltage (V)	160						
MPPT Voltage Range (V)	200-650						
Rated PV Input Voltage (V)	550						
Max. Operating PV Input Current (A)	20+20				26+26		
Max. Input Short-Circuit Current (A)	30+30				39+39		
No. of MPP Trackers/ No. of Strings MPP Tracker	2/1+1				2/2+2		
AC Input/Output Data							
Rated AC Input/Output Active Power (W)	3000	4000	5000	6000	8000	10000	12000
Max. AC Input/Output Apparent Power (VA)	3300	4400	5500	6600	8800	11000	13200
Rated AC Input/Output Current (A)	4.6/4.4	6.1/5.8	7.6/7.3	9.1/8.7	12.2/11.6	15.2/14.5	18.2/17.4
Max. AC Input/Output Current (A)	5/4.8	6.7/6.4	8.4/8	10/9.6	13.4/12.8	16.7/16	20/19.2
Max. Continuous AC Passthrough (grid to load) (A)	45						
Peak Power (off-grid) (W)	2 times of rated power, 10s						
Power Factor Adjustment Range	0.8 leading to 0.8 lagging						
Rated Input/Output Voltage/Range (V)	220/380V, 230/400V 0.85Un-1.1Un						
Rated Input/Output Grid Frequency/Range(Hz)	50/45-55, 60/55-65						
Grid Connection Form	3L+N+PE						
Total Current Harmonic Distortion THDi	<3% (of nominal power)						
DC Injection Current	<0.5% In						
Efficiency							
Max. Efficiency	97.6%						
Euro Efficiency	97.0%						
MPPT Efficiency	>99%						
Equipment Protection							
Integrated	DC Reverse Polarity Protection, AC Output Overcurrent Protection, Thermal Protection, AC Output Overvoltage Protection, AC Output Short Circuit Protection, DC Component Monitoring, Arc Fault Circuit Interrupter (optional), Anti-islanding Protection, DC Switch, Insulation Impedance Detection, Residual Current Detection						
Surge Protection Level	TYPE II(DC), TYPE II(AC)						
Interface							
Communication Interface	RS485/RS232/CAN						
Monitor Mode	GPRS/WIFI/Bluetooth/4G/LAN(optional)						
General Data							
Operating Temperature Range (°C)	-40 to +60°C, >45°C Derating						
Permissible Ambient Humidity	0-100%						
Permissible Altitude	3000m						
Noise (dB)	≤55						
Ingress Protection(IP) Rating	IP 65						
Inverter Topology	Non-Isolated (solar), Isolated (battery)						
Over Voltage Category	OVC II(DC), OVC III(AC)						
Cabinet Size (WxHxD mm)	386×660×250 (Excluding Connectors and Brackets)						
Weight (kg)	35.2						
Type of Cooling	Intelligent Air Cooling						
Warranty	5 Years/10 Years the Warranty Period Depends the Final Installation Site of Inverter, More Info Please Refer to Warranty Policy						
Grid Regulation	IEC 61727, IEC 62116, CEI 0-21, EN 50549, NRS 097, RD 140, UNE 217002, OVE-Richtlinie R25, G98, G99, VDE-AR-N 4105						
Safety / EMC Standard	IEC/EN 61000-6-1/2/3/4, IEC/EN 62109-1, IEC/EN 62109-2						

Three Phase Hybrid Inverter

SUN-14/15/16/18/20K-SG05LP3-EU-SM2



- 100** 100% unbalanced output, max. output up to 50% rated power for each phase
- AC** AC couple to retrofit existing solar system
- 10** Max. 10 pcs parallel for on-grid and off-grid operation; Support multiple batteries parallel
- 350** Max. charging/discharging current of 350A
- 48** 48V low voltage battery, transformer isolation design
- 6** 6 time periods for battery charging/discharging
- EG** Support storing energy from diesel generator

Technical Data

Model	SUN-14K-SG05LP3 -EU-SM2	SUN-15K-SG05LP3 -EU-SM2	SUN-16K-SG05LP3 -EU-SM2	SUN-18K-SG05LP3 -EU-SM2	SUN-20K-SG05LP3 -EU-SM2
Battery Input Data					
Battery Type	Lead-acid or Lithium-ion				
Battery Voltage Range (V)	40-60				
Max. Charging Current (A)	260	280	300	330	350
Max. Discharging Current (A)	260	280	300	330	350
Charging Strategy for Li-ion Battery	Self-adaption to BMS				
Number of Battery Input	2				
PV String Input Data					
Max. PV Access Power (W)	28000	30000	32000	36000	40000
Max. PV Input Power (W)	22400	24000	25600	28800	32000
Max. PV Input Voltage (V)	800				
Start-up Voltage (V)	160				
MPPT Voltage Range (V)	160-650				
Rated PV Input Voltage (V)	550				
Max. Operating PV Input Current (A)	36+36				
Max. Input Short-Circuit Current (A)	54+54				
No. of MPP Trackers/ No. of Strings MPP Tracker	2/2+2				
AC Input/Output Data					
Rated AC Input/Output Active Power (W)	14000	15000	16000	18000	20000
Max. AC Input/Output Apparent Power (VA)	15400	16500	17600	19800	22000
Rated AC Input/Output Current (A)	21.3/20.3	22.8/21.8	24.3/23.2	27.3/26.1	30.4/29
Max. AC Input/Output Current (A)	23.4/22.4	25/24	26.7/25.6	30/28.7	33.4/31.9
Max. Continuous AC Passthrough (grid to load) (A)	70				
Peak Power (off-grid) (W)	2 times of rated power, 10s				
Power Factor Adjustment Range	0.8 leading to 0.8 lagging				
Rated Input/Output Voltage/Range (V)	220/380V, 230/400V 0.85Un-1.1Un				
Rated Input/Output Grid Frequency/Range(Hz)	50/45-55, 60/55-65				
Grid Connection Form	3L+N+PE				
Total Current Harmonic Distortion THDi	<3% (of nominal power)				
DC Injection Current	<0.5% In				
Efficiency					
Max. Efficiency	97.6%				
Euro Efficiency	97.0%				
MPPT Efficiency	>99%				
Equipment Protection					
Integrated	DC Reverse Polarity Protection, AC Output Overcurrent Protection, Thermal Protection, AC Output Overvoltage Protection, AC Output Short Circuit Protection, DC Component Monitoring, Arc Fault Circuit Interrupter (optional), Anti-islanding Protection, DC Switch, Insulation Impedance Detection, Residual Current Detection				
Surge Protection Level	TYPE II(DC), TYPE II(AC)				
Interface					
Communication Interface	RS485/RS232/CAN				
Monitor Mode	GPRS/WIFI/Bluetooth/4G/LAN(optional)				
General Data					
Operating Temperature Range (°C)	-40 to +60°C, >45°C Derating				
Permissible Ambient Humidity	0-100%				
Permissible Altitude	3000m				
Noise (dB)	<60				
Ingress Protection(IP) Rating	IP 65				
Inverter Topology	Non-Isolated (solar), Isolated (battery)				
Over Voltage Category	OVC II(DC), OVC III(AC)				
Cabinet Size (WxHxD mm)	456×750×268.5 (Excluding Connectors and Brackets)				
Weight (kg)	51.9				
Type of Cooling	Intelligent Air Cooling				
Warranty	5 Years/10 Years the Warranty Period Depends the Final Installation Site of Inverter, More Info Please Refer to Warranty Policy				
Grid Regulation	IEC 61727, IEC 62116, CEI 0-21, EN 50549, NRS 097, RD 140, UNE 217002, OVE-Richtlinie R25, G99, VDE-AR-N 4105				
Safety / EMC Standard	IEC/EN 61000-6-1/2/3/4, IEC/EN 62109-1, IEC/EN 62109-2				

Three Phase Hybrid Inverter

SUN-5/6/8/10/12/15/20/25K-SG01HP3-EU-AM2



- 100** 100% unbalanced output
- AC** AC couple to retrofit existing solar system
- 10** Max. 10 pcs parallel for on-grid and off-grid operation; Support multiple batteries parallel
- 50** Max. charging/discharging current of 50A
- H** High voltage battery, higher efficiency
- 6** 6 time periods for battery charging/discharging
- EG** Support storing energy from diesel generator

Technical Data

Model	SUN-5K-SG01 HP3-EU-AM2	SUN-6K-SG01 HP3-EU-AM2	SUN-8K-SG01 HP3-EU-AM2	SUN-10K-SG01 HP3-EU-AM2	SUN-12K-SG01 HP3-EU-AM2	SUN-15K-SG01 HP3-EU-AM2	SUN-20K-SG01 HP3-EU-AM2	SUN-25K-SG01 HP3-EU-AM2	
Battery Input Data									
Battery Type	Lithium-ion								
Battery Voltage Range (V)	160-700								
Max. Charging Current (A)	30	30	37			50			
Max. Discharging Current (A)	30	30	37			50			
Charging Strategy for Li-ion Battery	Self-adaption to BMS								
Number of Battery Input	1								
PV String Input Data									
Max. PV Access Power (W)	10000	12000	16000	20000	24000	30000	40000	50000	
Max. PV Input Power (W)	8000	9600	12800	16000	19200	24000	32000	40000	
Max. PV Input Voltage (V)	1000								
Start-up Voltage (V)	180								
MPPT Voltage Range (V)	150-850								
Rated PV Input Voltage (V)	600						700		
Max. Operating PV Input Current (A)	20+20			26+20			26+26		
Max. Input Short-Circuit Current (A)	30+30			39+30			39+39		
No. of MPP Trackers/ No. of Strings MPP Tracker	2/1+1			2/2+1			2/2+2		
AC Input/Output Data									
Rated AC Input/Output Active Power (W)	5000	6000	8000	10000	12000	15000	20000	25000	
Max. AC Input/Output Apparent Power (VA)	5500	6600	8800	11000	13200	16500	22000	27500	
Rated AC Input/Output Current (A)	7.6/7.3	9.1/8.7	12.2/11.6	15.2/14.5	18.2/17.4	22.8/21.8	30.4/29	37.9/36.3	
Max. AC Input/Output Current (A)	8.4/8	10/9.6	13.4/12.8	16.7/16	20/19.2	25/24	33.4/31.9	41.7/39.9	
Max. Continuous AC Passthrough (grid to load) (A)	40			80					
Peak Power (off-grid) (W)	1.5 times of rated power, 10s								
Power Factor Adjustment Range	0.8 leading to 0.8 lagging								
Rated Input/Output Voltage/Range (V)	220/380V, 230/400V 0.85Un-1.1Un								
Rated Input/Output Grid Frequency/Range(Hz)	50/45-55, 60/55-65								
Grid Connection Form	3L+N+PE								
Total Current Harmonic Distortion THDi	<3% (of nominal power)								
DC Injection Current	<0.5% In								
Efficiency									
Max. Efficiency	97.6%								
Euro Efficiency	97.0%								
MPPT Efficiency	>99%								
Equipment Protection									
Integrated	DC Reverse Polarity Protection, AC Output Overcurrent Protection, Thermal Protection, AC Output Overvoltage Protection, AC Output Short Circuit Protection, DC Component Monitoring, Arc Fault Circuit Interrupter (optional), Anti-islanding Protection, DC Switch, Insulation Impedance Detection, Residual Current Detection								
Surge Protection Level	TYPE II(DC), TYPE II(AC)								
Interface									
Communication Interface	RS485/RS232/CAN								
Monitor Mode	GPRS/WIFI/Bluetooth/4G/LAN(optional)								
General Data									
Operating Temperature Range (°C)	-40 to +60°C, >45°C Derating								
Permissible Ambient Humidity	0-100%								
Permissible Altitude	2000m								
Noise (dB)	≤55								
Ingress Protection(IP) Rating	IP 65								
Inverter Topology	Non-Isolated								
Over Voltage Category	OVC II(DC), OVC III(AC)								
Cabinet Size (WxHxD mm)	408×638×237 (Excluding Connectors and Brackets)								
Weight (kg)	30.5								
Type of Cooling	Natural Cooling		Intelligent Air Cooling						
Warranty	5 Years/10 Years the Warranty Period Depends the Final Installation Site of Inverter, More Info Please Refer to Warranty Policy								
Grid Regulation	IEC 61727, IEC 62116, CEI 0-21, EN 50549, NRS 097, RD 140, UNE 217002, OVE-Richtlinie R25, G98, G99, VDE-AR-N 4105								
Safety/ EMC Standard	IEC/EN 61000-6-1/2/3/4, IEC/EN 62109-1, IEC/EN 62109-2								

Split Phase Hybrid Inverter

SUN-8/10/12/15K-SG01HP2-US-AM2



- 100** 100% unbalanced output
- AC** AC couple to retrofit existing solar system
- 10** Max. 10pcs parallel for on-grid and off-grid operation; Support multiple batteries parallel
- 50** Max. charging/discharging current of 50A
- H** High voltage battery, higher efficiency
- 6** 6 time periods for battery charging/discharging
- EG** Support storing energy from diesel generator

Technical Data

Model	SUN-8K-SG01HP2-US-AM2	SUN-10K-SG01HP2-US-AM2	SUN-12K-SG01HP2-US-AM2	SUN-15K-SG01HP2-US-AM2
Battery Input Data				
Battery Type	Lithium-ion			
Battery Voltage Range (V)	160-500			
Max. Charging Current (A)	50			
Max. Discharging Current (A)	50			
Charging Strategy for Li-ion Battery	Self-adaption to BMS			
Number of Battery Input	1			
PV String Input Data				
Max. PV Access Power (W)	16000	20000	24000	30000
Max. PV Input Power (W)	12000	15000	18000	22500
Max. PV Input Voltage (V)	550			
Start-up Voltage (V)	180			
MPPT Voltage Range (V)	150-500			
Rated PV Input Voltage (V)	380			
Max. Operating PV Input Current (A)	26+26			
Max. Input Short-Circuit Current (A)	39+39			
No. of MPP Trackers/ No. of Strings MPP Tracker	2/2+2			
AC Input/Output Data				
Rated AC Input/Output Active Power (W)	8000	10000	12000	15000
Max. AC Input/Output Apparent Power (VA)	8000	10000	12000	15000
Rated AC Input/Output Current (A)	33.4	41.7	50	62.5
Max. AC Input/Output Current (A)	33.4	41.7	50	62.5
Max. Continuous AC Passthrough (grid to load) (A)	150			
Peak Power (off-grid) (W)	1.5 times of rated power, 10s			
Power Factor Adjustment Range	0.8 leading to 0.8 lagging			
Rated Input/Output Voltage/Range (V)	120/240,120/208 0.85Un-1.1Un			
Rated Input/Output Grid Frequency/Range(Hz)	60/55-65			
Grid Connection Form	2L+N+PE			
Total Current Harmonic Distortion THDi	<3% (of nominal power)			
DC Injection Current	<0.5% In			
Efficiency				
Max. Efficiency	97.6%			
Euro Efficiency	97.0%			
MPPT Efficiency	>99%			
Equipment Protection				
Integrated	DC Reverse Polarity Protection, AC Output Overcurrent Protection, Thermal Protection, AC Output Overvoltage Protection, AC Output Short Circuit Protection, DC Component Monitoring, Arc Fault Circuit Interrupter (optional), Anti-islanding Protection, DC Switch, Insulation Impedance Detection, Residual Current Detection			
Surge Protection Level	TYPE II(DC), TYPE II(AC)			
Interface				
Communication Interface	RS485/RS232/CAN			
Monitor Mode	GPRS/WIFI/Bluetooth/4G/LAN(optional)			
General Data				
Operating Temperature Range (°C)	-40 to +60°C, >45°C Derating			
Permissible Ambient Humidity	0-100%			
Permissible Altitude	2000m			
Noise (dB)	≤55			
Ingress Protection(IP) Rating	TYPE3R			
Inverter Topology	Non-Isolated			
Over Voltage Category	OVC II(DC), OVC III(AC)			
Cabinet Size (WxHxD mm)	408×678×247 (Excluding Connectors and Brackets)			
Weight (kg)	30			
Type of Cooling	Intelligent Air Cooling			
Warranty	5 Years/10 Years the Warranty Period Depends the Final Installation Site of Inverter, More Info Please Refer to Warranty Policy			
Grid Regulation	IEEE 1547.1, SRD V2.0			
Safety / EMC Standard	FCC, UL 1741			

Three Phase Hybrid Inverter

SUN-8/10/12/15K-SG01HP3-US-AM2



- 100** 100% unbalanced output
- AC** AC couple to retrofit existing solar system
- 10** Max. 10pcs parallel for on-grid and off-grid operation; Support multiple batteries parallel
- 50** Max. charging/discharging current of 50A
- H** High voltage battery, higher efficiency
- 6** 6 time periods for battery charging/discharging
- DG** Support storing energy from diesel generator

Technical Data

Model	SUN-8K-SG01HP3 -US-AM2	SUN-10K-SG01HP3 -US-AM2	SUN-12K-SG01HP3 -US-AM2	SUN-15K-SG01HP3 -US-AM2
Battery Input Data				
Battery Type	Lithium-ion			
Battery Voltage Range (V)	160-500			
Max. Charging Current (A)	50			
Max. Discharging Current (A)	50			
Charging Strategy for Li-ion Battery	Self-adaption to BMS			
Number of Battery Input	1			
PV String Input Data				
Max. PV Access Power(W)	16000	20000	24000	30000
Max. PV Input Power (W)	12000	15000	18000	22500
Max. PV Input Voltage (V)	550			
Start-up Voltage (V)	180			
MPPT Voltage Range (V)	150-500			
Rated PV Input Voltage (V)	380			
Max. Operating PV Input Current (A)	26+26			
Max. Input Short-Circuit Current (A)	39+39			
No. of MPP Trackers/ No. of Strings MPP Tracker	2/2+2			
AC Input/Output Data				
Rated AC Input/Output Active Power (W)	8000	10000	12000	15000
Max. AC Input/Output Apparent Power (VA)	8000	10000	12000	15000
Rated AC Input/Output Current (A)	22.3	27.8	33.4	41.7
Max. AC Input/Output Current (A)	22.3	27.8	33.4	41.7
Max. Continuous AC Passthrough (grid to load) (A)	80			
Peak Power (off-grid) (W)	1.5 times of rated power, 10s			
Power Factor Adjustment Range	0.8 leading to 0.8 lagging			
Rated Input/Output Voltage/Range (V)	120/208 0.85Un-1.1Un			
Rated Input/Output Grid Frequency/Range(Hz)	60/55-65			
Grid Connection Form	3L+N+PE			
Total Current Harmonic Distortion THDi	<3% (of nominal power)			
DC Injection Current	<0.5% In			
Efficiency				
Max. Efficiency	97.6%			
Euro Efficiency	97.0%			
MPPT Efficiency	>99%			
Equipment Protection				
Integrated	DC Reverse Polarity Protection, AC Output Overcurrent Protection, Thermal Protection, AC Output Overvoltage Protection, AC Output Short Circuit Protection, DC Component Monitoring, Arc Fault Circuit Interrupter (optional), Anti-islanding Protection, DC Switch, Insulation Impedance Detection, Residual Current Detection			
Surge Protection Level	TYPE II(DC), TYPE II(AC)			
Interface				
Communication Interface	RS485/RS232/CAN			
Monitor Mode	GPRS/WIFI/Bluetooth/4G/LAN(optional)			
General Data				
Operating Temperature Range (°C)	-40 to +60°C, >45°C Derating			
Permissible Ambient Humidity	0-100%			
Permissible Altitude	2000m			
Noise (dB)	≤55			
Ingress Protection(IP) Rating	TYPE3R			
Inverter Topology	Non-Isolated			
Over Voltage Category	OVC II(DC), OVC III(AC)			
Cabinet Size (WxHxD mm)	408×678×247 (Excluding Connectors and Brackets)			
Weight (kg)	30			
Type of Cooling	Intelligent Air Cooling			
Warranty	5 Years/10 Years the Warranty Period Depends the Final Installation Site of Inverter, More Info Please Refer to Warranty Policy			
Grid Regulation	IEEE 1547.1, SRD V2.0			
Safety / EMC Standard	FCC, UL 1741			

Three Phase Hybrid Inverter

SUN-25/29.9/30K-SG02HP3-EU-AM3



- 100** 100% unbalanced output
- AC** AC couple to retrofit existing solar system
- 10** Max. 10pcs parallel for on-grid and off-grid operation; Support multiple batteries parallel
- 75** Max. charging/discharging current of 75A
- H** High voltage battery, higher efficiency
- 6** 6 time periods for battery charging/discharging
- EG** Support storing energy from diesel generator

Technical Data

Model	SUN-25K-SG02HP3 -EU-AM3	SUN-29.9K-SG02HP3 -EU-AM3	SUN-30K-SG02HP3 -EU-AM3
Battery Input Data			
Battery Type	Lithium-ion		
Battery Voltage Range (V)	160-700		
Max. Charging Current (A)	75		
Max. Discharging Current (A)	75		
Charging Strategy for Li-ion Battery	Self-adaption to BMS		
Number of Battery Input	1		
PV String Input Data			
Max. PV Access Power (W)	50000	59800	60000
Max. DC Input Power (W)	40000	47840	48000
Max. DC Input Voltage (V)	1000		
Start-up Voltage (V)	180		
MPPT Voltage Range (V)	150-850		
Rated PV Input Voltage (V)	600		
Max. Operating PV Input Current (A)	36+36+36		
Max. Input Short-Circuit Current (A)	54+54+54		
No. of MPP Trackers/ No. of Strings MPP Tracker	3/2+2+2		
AC Input/Output Data			
Rated AC Input/Output Active Power (W)	25000	29900	30000
Max. AC Input/Output Apparent Power (VA)	27500	29900	33000
Rated AC Input/Output Current (A)	37.9/36.3	45.4/43.4	45.5/43.5
Max. AC Input/Output Current (A)	41.7/39.9	45.4/43.4	50/47.9
Max. Continuous AC Passthrough (grid to load) (A)	80		
Peak Power (off-grid) (W)	1.5 times of rated power, 10s		
Power Factor Adjustment Range	0.8 leading to 0.8 lagging		
Rated Input/Output Voltage/Range (V)	220/380V, 230/400V 0.85Un-1.1Un		
Rated Input/Output Grid Frequency/Range(Hz)	50/45-55, 60/55-65		
Grid Connection Form	3L+N+PE		
Total Current Harmonic Distortion THDi	<3% (of nominal power)		
DC Injection Current	<0.5% In		
Efficiency			
Max. Efficiency	98.50%		
Euro Efficiency	98.0%		
MPPT Efficiency	>99%		
Equipment Protection			
Integrated	DC Reverse Polarity Protection, AC Output Overcurrent Protection, Thermal Protection, AC Output Overvoltage Protection, AC Output Short Circuit Protection, DC Component Monitoring, Arc Fault Circuit Interrupter (optional), Anti-islanding Protection, DC Switch, Insulation Impedance Detection, Residual Current Detection		
Surge Protection Level	TYPE II(DC), TYPE II(AC)		
Interface			
Communication Interface	RS485/RS232/CAN		
Monitor Mode	GPRS/WIFI/Bluetooth/4G/LAN(optional)		
General Data			
Operating Temperature Range (°C)	-40 to +60°C, >45°C Derating		
Permissible Ambient Humidity	0-100%		
Permissible Altitude	3000m		
Noise (dB)	≤55		
Ingress Protection(IP) Rating	IP 65		
Inverter Topology	Non-Isolated		
Over Voltage Category	OVC II(DC), OVC III(AC)		
Cabinet Size (WxHxD mm)	448x688x 270(Excluding Connectors and Brackets)		
Weight (kg)	46		
Type of Cooling	Intelligent air cooling		
Warranty	5 Years/10 Years the Warranty Period Depends the Final Installation Site of Inverter, More Info Please Refer to Warranty Policy		
Grid Regulation	IEC 61727, IEC 62116, CEI 0-21, EN 50549, NRS 097, RD 140, UNE 217002, OVE-Richtlinie R25, G99, VDE-AR-N 4105		
Safety / EMC Standard	IEC/EN 61000-6-1/2/3/4, IEC/EN 62109-1, IEC/EN 62109-2		

Three Phase Hybrid Inverter

SUN-29.9/30/35K-SG01HP3-EU-BM3
SUN-40/50K-SG01HP3-EU-BM4



- 100** 100% unbalanced output
- AC** AC couple to retrofit existing solar system
- 10** Max. 10 pcs parallel for on-grid and off-grid operation; Support multiple batteries parallel
- 100** Max. charging/discharging current of 100A
- H** High voltage battery, higher efficiency
- 6** 6 time periods for battery charging/discharging
- EG** Support storing energy from diesel generator

Technical Data

Model	SUN-29.9K-SG01HP3-EU-BM3	SUN-30K-SG01HP3-EU-BM3	SUN-35K-SG01HP3-EU-BM3	SUN-40K-SG01HP3-EU-BM4	SUN-50K-SG01HP3-EU-BM4
Battery Input Data					
Battery Type	Lithium-ion				
Battery Voltage Range (V)	160-800				
Max. Charging Current (A)	50+50				
Max. Discharging Current (A)	50+50				
Charging Strategy for Li-ion Battery	Self-adaption to BMS				
Number of Battery Input	2				
PV String Input Data					
Max. PV Access Power (W)	59800	60000	70000	80000	100000
Max. PV Input Power (W)	47840	48000	56000	64000	80000
Max. PV Input Voltage (V)	1000				
Start-up Voltage (V)	180				
MPPT Voltage Range (V)	150-850				
Rated PV Input Voltage (V)	600				
Max. Operating PV Input Current (A)	36+36+36			36+36+36+36	
Max. Input Short-Circuit Current (A)	55+55+55			55+55+55+55	
No. of MPP Trackers/ No. of Strings MPP Tracker	3/2+2+2			4/2+2+2+2	
AC Input/Output Data					
Rated AC Input/Output Active Power (W)	29900	30000	35000	40000	50000
Max. AC Input/Output Apparent Power (VA)	29900	33000	38500	44000	55000
Rated AC Input/Output Current (A)	45.4/43.4	45.5/43.5	53.1/50.8	60.7/58	75.8/72.5
Max. AC Input/Output Current (A)	45.4/43.4	50/47.9	58.4/55.8	66.7/63.8	83.4/79.8
Max. Continuous AC Passthrough (grid to load) (A)	200				
Peak Power (off-grid) (W)	1.5 times of rated power, 10s				
Power Factor Adjustment Range	0.8 leading to 0.8 lagging				
Rated Input/Output Voltage/Range (V)	220/380V, 230/400V 0.85Un-1.1Un				
Rated Input/Output Grid Frequency/Range(Hz)	50/45-55, 60/55-65				
Grid Connection Form	3L+N+PE				
Total Current Harmonic Distortion THDi	<3% (of nominal power)				
DC Injection Current	<0.5% In				
Efficiency					
Max. Efficiency	97.60%				
Euro Efficiency	97.0%				
MPPT Efficiency	>99%				
Equipment Protection					
Integrated	DC Reverse Polarity Protection, AC Output Overcurrent Protection, Thermal Protection, AC Output Overvoltage Protection, AC Output Short Circuit Protection, DC Component Monitoring, Arc Fault Circuit Interrupter (optional), Anti-islanding Protection, DC Switch, Insulation Impedance Detection, Residual Current Detection				
Surge Protection Level	TYPE II(DC), TYPE II(AC)				
Interface					
Communication Interface	RS485/RS232/CAN				
Monitor Mode	GPRS/WIFI/Bluetooth/4G/LAN(optional)				
General Data					
Operating Temperature Range (°C)	-40 to +60°C, >45°C Derating				
Permissible Ambient Humidity	0-100%				
Permissible Altitude	2000m				
Noise (dB)	≤65				
Ingress Protection(IP) Rating	IP 65				
Inverter Topology	Non-Isolated				
Over Voltage Category	OVC II(DC), OVC III(AC)				
Cabinet Size (WxHxD mm)	527×894×294 (Excluding Connectors and Brackets)				
Weight (kg)	80				
Type of Cooling	Intelligent Air Cooling				
Warranty	5 Years/10 Years the Warranty Period Depends the Final Installation Site of Inverter, More Info Please Refer to Warranty Policy				
Grid Regulation	IEC 61727, IEC 62116, CEI 0-21, EN 50549, NRS 097, RD 140, UNE 217002, OVE-Richtlinie R25, G99, VDE-AR-N 4105				
Safety / EMC Standard	IEC/EN 61000-6-1/2/3/4, IEC/EN 62109-1, IEC/EN 62109-2				

Three Phase Hybrid Inverter

SUN-60/70/75/80K-SG02HP3-EU-EM6



- 100** 100% unbalanced output
- AC** AC couple to retrofit existing solar system
- 10** Max. 10 pcs parallel for on-grid and off-grid operation; Support multiple batteries parallel
- 160** Max. charging/discharging current of 160A
- H** High voltage battery, higher efficiency
- 6** 6 time periods for battery charging/discharging
- DG** Support storing energy from diesel generator

Technical Data

Model	SUN-60K-SG02HP3 -EU-EM6	SUN-70K-SG02HP3 -EU-EM6	SUN-75K-SG02HP3 -EU-EM6	SUN-80K-SG02HP3 -EU-EM6
Battery Input Data				
Battery Type	Lithium-ion			
Battery Voltage Range (V)	160-1000			
Max. Charging Current (A)	80+80			
Max. Discharging Current (A)	80+80			
Charging Strategy for Li-ion Battery	Self-adaption to BMS			
Number of Battery Input	2			
PV String Input Data				
Max. PV Access Power (W)	120000	140000	150000	160000
Max. PV Input Power (W)	96000	112000	120000	128000
Max. PV Input Voltage (V)	1000			
Start-up Voltage (V)	180			
MPPT Voltage Range (V)	150-850			
Rated PV Input Voltage (V)	650			
Max. Operating PV Input Current (A)	36+36+36+36+36+36			
Max. Input Short-Circuit Current (A)	54+54+54+54+54+54			
No. of MPP Trackers/ No. of Strings MPP Tracker	6/2+2+2+2+2			
AC Input/Output Data				
Rated AC Input/Output Active Power (W)	60000	70000	75000	80000
Max. AC Input/Output Apparent Power (VA)	66000	77000	82500	88000
Rated AC Input/Output Current (A)	91/87	106.1/101.5	113.7/108.7	121.3/116
Max. AC Input/Output Current (A)	100/95.7	116.7/111.6	125/119.6	133.4/127.6
Max. Continuous AC Passthrough (grid to load) (A)	200			
Peak Power (off-grid) (W)	1.5 times of rated power, 10s			
Power Factor Adjustment Range	0.8 leading to 0.8 lagging			
Rated Input/Output Voltage/Range (V)	220/380V, 230/400V 0.85Un-1.1Un			
Rated Input/Output Grid Frequency/Range(Hz)	50/45-55, 60/55-65			
Grid Connection Form	3L+N+PE			
Total Current Harmonic Distortion THDi	<3% (of nominal power)			
DC Injection Current	<0.5 In			
Efficiency				
Max. Efficiency	98.70%			
Euro Efficiency	98.10%			
MPPT Efficiency	>99%			
Equipment Protection				
Integrated	DC Reverse Polarity Protection, AC Output Overcurrent Protection, Thermal Protection, AC Output Overvoltage Protection, AC Output Short Circuit Protection, DC Component Monitoring, Arc Fault Circuit Interrupter (optional), Anti-islanding Protection, DC Switch, Insulation Impedance Detection, Residual Current Detection			
Surge Protection Level	TYPE II(DC), TYPE II(AC)			
Interface				
Communication Interface	RS485/RS232/CAN			
Monitor Mode	GPRS/WIFI/Bluetooth/4G/LAN(optional)			
General Data				
Operating Temperature Range (°C)	-40 to +60°C, >45°C Derating			
Permissible Ambient Humidity	0-100%			
Permissible Altitude	3000m			
Noise (dB)	≤65			
Ingress Protection(IP) Rating	IP 65			
Inverter Topology	Non-Isolated			
Over Voltage Category	OVC II(DC), OVC III(AC)			
Cabinet Size (WxHxD mm)	606×927×314 (Excluding Connectors and Brackets)			
Weight (kg)	105			
Type of Cooling	Smart Cooling			
Warranty	5 Years/10 Years the Warranty Period Depends the Final Installation Site of Inverter, More Info Please Refer to Warranty Policy			
Grid Regulation	IEC 61727, IEC 62116, CEI 0-21, EN 50549, NRS 097, RD 140, UNE 217002, OVE-Richtlinie R25, G99, VDE-AR-N 4105			
Safety / EMC Standard	IEC/EN 61000-6-1/2/3/4, IEC/EN 62109-1, IEC/EN 62109-2			

Three Phase Hybrid Inverter

SUN-100K-SG02HP3-EU-GM8
SUN-100/125K-SG02HP3-EU-GM10



- 100** 100% unbalanced output
- AC** AC couple to retrofit existing solar system
- 10** Max. 10 pcs parallel for on-grid and off-grid operation; Support multiple batteries parallel
- 200** Max. charging/discharging current of 200A
- H** High voltage battery, higher efficiency
- 6** 6 time periods for battery charging/discharging
- EG** Support storing energy from diesel generator

Technical Data

Model	SUN-100K-SG02HP3-EU-GM8	SUN-100K-SG02HP3-EU-GM10	SUN-125K-SG02HP3-EU-GM10
Battery Input Data			
Battery Type	Lithium-ion		
Battery Voltage Range (V)	160-1000		
Max. Charging Current (A)	100+100		
Max. Discharging Current (A)	100+100		
Charging Strategy for Li-ion Battery	Self-adaption to BMS		
Number of Battery Input	2		
PV String Input Data			
Max. PV Access Power (W)	120000	200000	250000
Max. PV Input Power (W)	160000	160000	200000
Max. PV Input Voltage (V)	1000		
Start-up Voltage (V)	180		
MPPT Voltage Range (V)	150-850		
Rated PV Input Voltage (V)	650		
Max. Operating PV Input Current (A)	42+42+42+42+42+42+42+42	42+42+42+42+42+42+42+42+42+42	
Max. Input Short-Circuit Current (A)	63+63+63+63+63+63+63+63	63+63+63+63+63+63+63+63+63+63	
No. of MPP Trackers/ No. of Strings MPP Tracker	8/2+2+2+2+2+2+2+2	10/2+2+2+2+2+2+2+2+2	
AC Input/Output Data			
Rated AC Input/Output Active Power (W)	100000	100000	125000
Max. AC Input/Output Apparent Power (VA)	110000	110000	135000
Rated AC Input/Output Current (A)	151.6/145.0	151.6/145.0	189.4/181.2
Max. AC Input/Output Current (A)	166.7/159.5	166.7/159.5	204.6/195.7
Max. Continuous AC Passthrough (grid to load) (A)	250		
Peak Power (off-grid) (W)	1.5 times of rated power, 10s		
Power Factor Adjustment Range	0.8 leading to 0.8 lagging		
Rated Input/Output Voltage/Range (V)	220/380V, 230/400V 0.85Un-1.1Un		
Rated Input/Output Grid Frequency/Range(Hz)	50/45-55, 60/55-65		
Grid Connection Form	3L+N+PE		
Total Current Harmonic Distortion THDi	<3% (of nominal power)		
DC Injection Current	<0.5% In		
Efficiency			
Max. Efficiency	98.70%		
Euro Efficiency	98.10%		
MPPT Efficiency	>99%		
Equipment Protection			
Integrated	DC Reverse Polarity Protection, AC Output Overcurrent Protection, Thermal Protection, AC Output Overvoltage Protection, AC Output Short Circuit Protection, DC Component Monitoring, Arc Fault Circuit Interrupter (optional), Anti-islanding Protection, DC Switch, Insulation Impedance Detection, Residual Current Detection		
Surge Protection Level	TYPE II(DC), TYPE II(AC)		
Interface			
Communication Interface	RS485/RS232/CAN		
Monitor Mode	GPRS/WIFI/Bluetooth/4G/LAN(optional)		
General Data			
Operating Temperature Range (°C)	-40 to +60°C, >45°C Derating		
Permissible Ambient Humidity	0-100%		
Permissible Altitude	3000m		
Noise (dB)	≤65		
Ingress Protection(IP) Rating	IP 65		
Inverter Topology	Non-Isolated		
Over Voltage Category	OVC II(DC), OVC III(AC)		
Cabinet Size (WxHxD mm)	734×1091×344 (Excluding Connectors and Brackets)		
Weight (kg)	161.7		
Type of Cooling	Intelligent Air Cooling		
Warranty	5 Years/10 Years the Warranty Period Depends the Final Installation Site of Inverter, More Info Please Refer to Warranty Policy		
Grid Regulation	IEC 61727, IEC 62116, CEI 0-21, EN 50549, NRS 097, RD 140, UNE 217002, OVE-Richtlinie R25, G99, VDE-AR-N 4105		
Safety / EMC Standard	IEC/EN 61000-6-1/2/3/4, IEC/EN 62109-1, IEC/EN 62109-2		

Microinverter

SUN-M30/40/50G4-EU-Q0-I



- ✓ 1 MPP tracker, module level monitoring
- ✓ IP67 protection degree
- ✓ Wi-Fi communication
- ✓ Rapid shutdown function
- ✓ Easy installation, suitable for quick-plug balcony PV system
- ✓ <100ms AC fast discharge, compliant with new required standard DIN VDE 0126-95 (<200ms) to protect human safety
- ✓ Complete NS protection with self-check function
- ✓ External relay advantage with low temperature, long life, easier maintenance
- ✓ 25 years design lifetime and 10 years warranty

Technical Data

Model	SUN-M30G4-EU-Q0-I	SUN-M40G4-EU-Q0-I	SUN-M50G4-EU-Q0-I
PV String Input Data			
Max. PV Input Power (W)	210-420(1 Piece)	210-560(1 Piece)	210-700(1 Piece)
Max. PV Input Voltage (V)	60		
Start-up Voltage (V)	20		
MPPT Voltage Range (V)	25-55		
Rated PV Input Voltage (V)	42.5		
Max. Operating PV Input Current (A)	15		
Max. Input Short Circuit Current (A)	22.5		
No. of MPP Trackers/ No. of Strings MPP Tracker	1/1		
AC Output Side			
Rated AC Output Active Power (W)	300	400	500
Max. AC Output Apparent Power (VA)	300	400	500
Rated AC Output Current (A)	1.4/1.4	1.9/1.8	2.3/2.2
Max. AC Output Current (A)	1.4/1.4	1.9/1.8	2.3/2.2
Rated Output Voltage/Range (V)	220/230 0.85Un-1.1Un		
Grid Connection Form	L/N/PE		
Rated Output Grid Frequency/Range(Hz)	50/45-55, 60/55-65		
Max. Unit per Branch	17	13	10
Power Factor Adjustment Range	0.9 leading-0.9 lagging		
Total Current Harmonic Distortion THDi	<3%		
DC Injection Current	<0.5%In		
Efficiency			
Max. Efficiency	96.5%		
Euro Efficiency	96.0%		
MPPT Efficiency	>99%		
Equipment Protection			
DC Reverse Polarity Protection	Yes		
AC Output Overcurrent Protection	Yes		
AC Output Overvoltage Protection	Yes		
AC Output Short Circuit Protection	Yes		
Thermal Protection	Yes		
Insulation Impedance Detection	Yes		
Anti-islanding Protection	Yes		
Surge Protection Level	TYPE II(AC)		
General Data			
Operating Temperature Range (°C)	-40 to +65°C, >45°C Derating		
Permissible Ambient Humidity	0-100%		
Permissible Altitude (m)	2000m		
Noise (dB)	≤25		
Ingress Protection(IP) Rating	IP 67		
Inverter Topology	Isolated		
Over Voltage Category	OVC II(DC), OVC III(AC)		
Communication	Wi-Fi		
Cabinet Size (WxHxD mm)	173×158.5×31.5 (Excluding connectors and brackets)		
Weight (kg)	1.85		
Warranty	10 Years		
Type of Cooling	Natural Cooling		
Grid Regulation	IEC 61727, IEC 62116, CEI 0-21, EN 50549, NRS 097, RD 140, UNE 217002, G98, VDE-AR-N 4105		
Safety EMC/Standard	IEC/EN 61000-6-1/2/3/4, IEC/EN 62109-1, IEC/EN 62109-2		

Microinverter

SUN-M60/80/100G4-EU-Q0



- ✓ 2 MPP trackers, module level monitoring
- ✓ IP67 protection degree
- ✓ Wi-Fi communication
- ✓ Rapid shutdown function
- ✓ Easy installation, suitable for quick-plug balcony PV system
- ✓ <100ms AC fast discharge, compliant with new required standard DIN VDE 0126-95 (<200ms) to protect human safety
- ✓ Complete NS protection with self-check function
- ✓ External relay advantage with low temperature, long life, easier maintenance
- ✓ 25 years design lifetime and 10 years warranty

Technical Data

Model	SUN-M60G4-EU-Q0	SUN-M80G4-EU-Q0	SUN-M100G4-EU-Q0
PV String Input Data			
Max. PV Input Power (W)	210-420(2 Pieces)	210-560(2 Pieces)	210-700(2 Pieces)
Max. PV Input Voltage (V)	60		
Start-up Voltage (V)	20		
MPPT Voltage Range (V)	25-55		
Rated PV Input Voltage (V)	42.5		
Max. Operating PV Input Current (A)	13+13		
Max. Input Short Circuit Current (A)	19.5+19.5		
No. of MPP Trackers/ No. of Strings MPP Tracker	2/1		
AC Output Side			
Rated AC Output Active Power (W)	600	800	1000
Max. AC Output Apparent Power (VA)	600	800	1000
Rated AC Output Current (A)	2.8/2.7	3.7/3.5	4.6/4.4
Max. AC Output Current (A)	2.8/2.7	3.7/3.5	4.6/4.4
Rated Output Voltage/Range (V)	220/230 0.85Un-1.1Un		
Grid Connection Form	L/N/PE		
Rated Output Grid Frequency/Range(Hz)	50/45-55, 60/55-65		
Max. Unit per Branch	8	6	5
Power Factor Adjustment Range	0.9 leading-0.9 lagging		
Total Current Harmonic Distortion THDi	<3%		
DC Injection Current	<0.5%In		
Efficiency			
Max. Efficiency	96.5%		
Euro Efficiency	96.0%		
MPPT Efficiency	>99%		
Equipment Protection			
DC Reverse Polarity Protection	Yes		
AC Output Overcurrent Protection	Yes		
AC Output Overvoltage Protection	Yes		
AC Output Short Circuit Protection	Yes		
Thermal Protection	Yes		
Insulation Impedance Detection	Yes		
Anti-islanding Protection	Yes		
Surge Protection Level	TYPE II(AC)		
General Data			
Operating Temperature Range (°C)	-40 to +65°C, >45°C Derating		
Permissible Ambient Humidity	0-100%		
Permissible Altitude (m)	2000m		
Noise (dB)	≤25		
Ingress Protection(IP) Rating	IP 67		
Inverter Topology	Isolated		
Over Voltage Category	OVC II(DC), OVC III(AC)		
Communication	Wi-Fi		
Cabinet Size (WxHxD mm)	280.5×190×40 (Excluding Connectors and Brackets)		
Weight (kg)	3		
Warranty	10 Years		
Type of Cooling	Natural Cooling		
Grid Regulation	IEC 61727, IEC 62116, CEI 0-21, EN 50549, NRS 097, RD 140, UNE 217002, G98, G99, VDE-AR-N 4105		
Safety EMC/Standard	IEC/EN 61000-6-1/2/3/4, IEC/EN 62109-1, IEC/EN 62109-2		


Microinverter

SUN-M130/160/180/200/220G4-EU-Q0




18 Max. DC input current of 18A, adapt to 770W PV module

 IP67 protection degree, 10 years warranty

 4 MPP trackers, module level monitoring

 Wi-Fi communication

 Rapid shutdown function

Technical Data

Model	SUN-M130G4 -EU-Q0	SUN-M160G4 -EU-Q0	SUN-M180G4 -EU-Q0	SUN-M200G4 -EU-Q0	SUN-M220G4 -EU-Q0
PV String Input Data					
Max. PV Input Power (W)	210-460 (4 Pieces)	210-560 (4 Pieces)	210-630 (4 Pieces)	210-700 (4 Pieces)	210-770 (4 Pieces)
Max. PV Input Voltage (V)	60				
Start-up Voltage (V)	20				
MPPT Voltage Range (V)	25-55				
Rated PV Input Voltage (V)	42.5				
Max. Operating PV Input Current (A)	15+15+15+15				18+18+18+18
Max. Input Short Circuit Current (A)	22.5+22.5+22.5+22.5				27+27+27+27
No. of MPP Trackers/ No. of Strings MPP Tracker	4/1				
AC Output Side					
Rated AC Output Active Power (W)	1300	1600	1800	2000	2200
Max. AC Output Apparent Power (VA)	1300	1600	1800	2000	2200
Rated AC Output Current (A)	6/5.7	7.3/7	8.2/7.9	9.1/8.7	10/9.6
Max. AC Output Current (A)	6/5.7	7.3/7	8.2/7.9	9.1/8.7	10/9.6
Rated Output Voltage/Range (V)	220/230 0.85Un-1.1Un				
Grid Connection Form	L/N/PE				
Rated Output Grid Frequency/Range(Hz)	50/45-55, 60/55-65				
Max. Unit per Branch	5	4	3	3	3
Power Factor Adjustment Range	0.9 leading-0.9 lagging				
Total Current Harmonic Distortion THDi	<3%				
DC Injection Current	<0.5%In				
Efficiency					
Max. Efficiency	96.5%				
Euro Efficiency	96.0%				
MPPT Efficiency	>99%				
Equipment Protection					
DC Reverse Polarity Protection	Yes				
AC Output Overcurrent Protection	Yes				
AC Output Overvoltage Protection	Yes				
AC Output Short Circuit Protection	Yes				
Thermal Protection	Yes				
Insulation Impedance Detection	Yes				
Anti-islanding Protection	Yes				
Surge Protection Level	TYPE II(AC)				
General Data					
Operating Temperature Range (°C)	-40 to +65°C, >45°C Derating				
Permissible Ambient Humidity	0-100%				
Permissible Altitude (m)	2000m				
Noise (dB)	≤25				
Ingress Protection(IP) Rating	IP 67				
Inverter Topology	Isolated				
Over Voltage Category	OVC II(DC), OVC III(AC)				
Communication	Wi-Fi				
Cabinet Size (WxHxD mm) (Excluding Connectors and Brackets)	311×250.5×36.5				358×255.5×36.5
Weight (kg)	5.1				5.2
Warranty	10 Years				
Type of Cooling	Natural Cooling				
Grid Regulation	IEC 61727, IEC 62116, CEI 0-21, EN 50549, NRS 097, RD 140, UNE 217002, G98, G99, VDE-AR-N 4105				
Safety EMC/Standard	IEC/EN 61000-6-1/2/3/4, IEC/EN 62109-1, IEC/EN 62109-2				

Microinverter

SUN-M130/160/180/200/220G4-EU-Q0-I



Wireless wifi communication, no wiring required



Bidirectional measurement can record electricity consumption data while also preventing backflow



IP67 protection degree, 10 years warranty

18

Max. DC input current of 18A, adapt to 770W PV module



4 MPP trackers, module level monitoring



Rapid shutdown function

Technical Data

Model	SUN-M130G4 -EU-Q0-I	SUN-M160G4 -EU-Q0-I	SUN-M180G4 -EU-Q0-I	SUN-M200G4 -EU-Q0-I	SUN-M220G4 -EU-Q0-I
PV String Input Data					
Max. PV Input Power (W)	210-460 (4 Pieces)	210-560 (4 Pieces)	210-630 (4 Pieces)	210-700 (4 Pieces)	210-770 (4 Pieces)
Max. PV Input Voltage (V)	60				
Start-up Voltage (V)	20				
MPPT Voltage Range (V)	25-55				
Rated PV Input Voltage (V)	42.5				
Max. Operating PV Input Current (A)	18+18+18+18				
Max. Input Short Circuit Current (A)	27+27+27+27				
No. of MPP Trackers/ No. of Strings MPP Tracker	4/1				
AC Output Side					
Rated AC Output Active Power (W)	1300	1600	1800	2000	2200
Max. AC Output Apparent Power (VA)	1300	1600	1800	2000	2200
Rated AC Output Current (A)	6/5.7	7.3/7	8.2/7.9	9.1/8.7	10/9.6
Max. AC Output Current (A)	6/5.7	7.3/7	8.2/7.9	9.1/8.7	10/9.6
Rated Output Voltage/Range (V)	220/230 0.85Un-1.1Un				
Grid Connection Form	L/N/PE				
Rated Output Grid Frequency/Range(Hz)	50/45-55, 60/55-65				
Max. Unit per Branch	5	4	3	3	3
Power Factor Adjustment Range	0.9 leading-0.9 lagging				
Total Current Harmonic Distortion THDi	<3%				
DC Injection Current	<0.5%In				
Efficiency					
Max. Efficiency	96.5%				
Euro Efficiency	96.0%				
MPPT Efficiency	>99%				
Equipment Protection					
DC Reverse Polarity Protection	Yes				
AC Output Overcurrent Protection	Yes				
AC Output Overvoltage Protection	Yes				
AC Output Short Circuit Protection	Yes				
Thermal Protection	Yes				
Insulation Impedance Detection	Yes				
Anti-islanding Protection	Yes				
Surge Protection Level	TYPE II(AC)				
Interface					
Communication Interface	Wi-Fi				
General Data					
Operating Temperature Range (°C)	-40 to +65°C				
Permissible Ambient Humidity	0-100%				
Permissible Altitude (m)	2000m				
Noise (dB)	≤25				
Ingress Protection(IP) Rating	IP 67				
Inverter Topology	Isolated				
Over Voltage Category	OVC II(DC), OVC III(AC)				
Cabinet Size (WxHxD mm)	358×255.5×36.5 (Excluding Connectors and Brackets)				
Weight (kg)	4.95				
Warranty	10 Years				
Type of Cooling	Natural Cooling				
Grid Regulation	IEC 61727, IEC 62116, CEI 0-21, EN 50549, NRS 097, RD 140, UNE 217002, OVE-Richtlinie R25, G98, VDE-AR-N 4105				
Safety EMC/Standard	IEC/EN 61000-6-1/2/3/4, IEC/EN 62109-1, IEC/EN 62109-2				

Micro Hybrid Inverter

SUN-BK60/80/100SG01-EU-AM2



- ✓ IP67 protection degree
- ✓ WIFI communication
- ✓ Wireless CT, Wireless Smart Switch and Wireless BMS communication
- ✓ AC couple to retrofit existing solar system
- ✓ Max. charging/discharging current 25A
- ✓ Expand two independent PV inputs
- ✓ Supports UPS load, fast switching within 4ms

Technical Data

Model	SUN-BK60SG01-EU-AM2	SUN-BK80SG01-EU-AM2	SUN-BK100SG01-EU-AM2
Battery Input Data			
Battery Type	Lithium-ion		
Battery Voltage Range (V)	40-60		
Max. Charging Current (A)	25		
Max. Discharging Current (A)	25		
Charging Strategy for Li-ion Battery	Self-adaption to BMS		
Number of Battery Input	1		
PV String Input Data			
Max. PV Access Power (W)	1320	1760	2200
Max. PV Input Power (W)	960	1280	1600
Max. PV Input Voltage (V)	60		
Start-up Voltage (V)	25		
MPPT Voltage Range (V)	20-55		
Rated PV Input Voltage (V)	42.5		
Max. Operating PV Input Current (A)	18+18		
Max. Input Short-Circuit Current (A)	27+27		
No. of MPP Trackers/ No. of Strings per MPP Tracker	2/1		
AC Input/Output Data			
Rated AC Input/Output Active Power (W)	600	800	1000
Max. AC Input/Output Active Power (W)	660	880	1100
Max. AC Input/Output Apparent Power (VA)	660	880	1100
Rated AC Input/Output Current (A)	2.8/2.7	3.7/3.5	4.6/4.4
Max. AC Input/Output Current (A)	3/2.9	4/3.9	5/4.8
Max. Continuous AC Passthrough (grid to load) (A)	10		
Peak Power (off-grid) (W)	2 times of rated power, 10s		
Power Factor Adjustment Range	0.8 leading to 0.8 lagging		
Rated Input/Output Voltage/Range (V)	220/230 0.85Un-1.1Un		
Rated Input/Output Grid Frequency/Range(Hz)	50/45-55, 60/55-65		
Grid Connection Form	L+N+PE		
Total Current Harmonic Distortion THDi	<3% (of nominal power)		
DC Injection Current	<0.5% In		
Efficiency			
Max. Efficiency	96.5%		
Euro Efficiency	96.0%		
MPPT Efficiency	>99%		
Equipment Protection			
Integrated	DC Reverse Polarity Protection, AC Output Overcurrent Protection, AC Output Overvoltage Protection, AC Output Short Circuit Protection, Thermal Protection, Insulation Impedance Detection, Anti-islanding Protection		
Surge Protection Level	TYPE II(DC), TYPE II(AC)		
General Data			
Operating Temperature Range (°C)	-40 to +65°C, >45°C Derating		
Permissible Ambient Humidity	0-100%		
Permissible Altitude	2000m		
Noise (dB)	≤25		
Ingress Protection(IP) Rating	IP 67		
Inverter Topology	Isolated		
Over Voltage Category	OVC II(DC), OVC III(AC)		
Communication	Wi-Fi, Lora, Bluetooth		
Cabinet Size (WxHxD mm)	364.5×183×32.9 (Excluding Connectors and Brackets)		
Weight (kg)	4.55		
Type of Cooling	Natural Cooling		
Warranty	10 Years/15 Years the Warranty Period Depends the Final Installation Site of Inverter, More Info Please Refer to Warranty Policy		
Grid Regulation	IEC 61727, IEC 62116, CEI 0-21, EN 50549, NRS 097, RD 140, UNE 217002, G98, VDE-AR-N 4105		
Safety / EMC Standard	IEC/EN 61000-6-1/2/3/4, IEC/EN 62109-1, IEC/EN 62109-2		

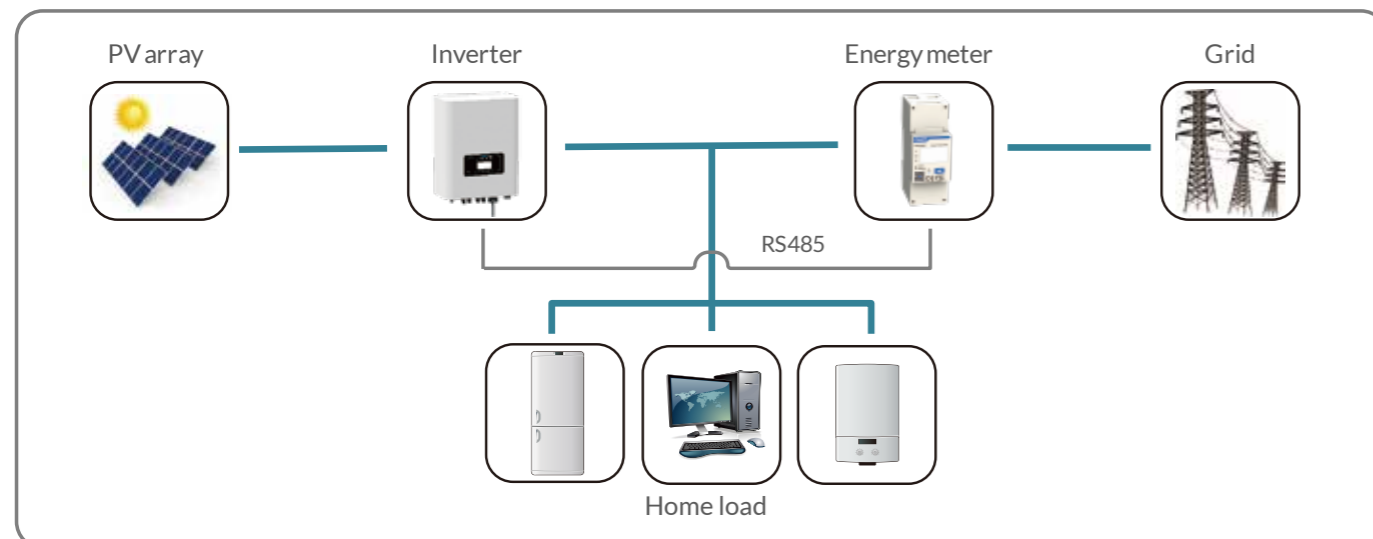
Energy Meter



Technical Data

Model	CHNT DDSU666	CHNT DTSU666	EASTRON SDM 230 Modbus	EASTRON SDM 630-Modbus V2	EASTRON SDM 630 MCT
Battery Data					
Max. direct current measurement (A)	60	80	100	100	1-9999A (with CT)
Direct Voltage measurement between phases	/	176-458V	/	147-480V	50-950V
					50-550V
Direct measurement between phase and neutral	176-264V	100-265V	176-276V	85-480V	20-550V
Accuracy Class					
Active power	Class1				
Reactive power	Class2				
Power Supply					
Power consumption	≤1W / 8VA	≤1.5W / 6VA	≤2W / 10VA	≤2W / 10VA	≤2W / 10VA
AC power supply input voltage	176-264V	100-265V	176-276V	85-480V	85-275V / 120-380V
AC power supply input frequency	50/60Hz		50Hz	50/60Hz ±2%	50/60Hz ±2%
Generation Specifications					
Dimensions (L/H/W) in mm	36×85×66	100×72×66	36×99×63	72×100×66	72×94.5×65
Weight (kg)	0.21	0.44	0.21	0.42	0.29
Mounting options	DIN Rail				
Degree of protection	IP51				
Display	LCD				
Communication interface	RS485				
Max. number of devices to connect	32				
Regulated working temperature range	-25-55°C	-10-45°C	-25-55°C		
Limited working temperature range	-40-70°C	25-75°C	/		
Humidity	≤75%		0~95%, non-Condensing		
Warranty	1.5 years				

Typical Application Diagram



Stick Logger

GPRS / WIFI / 4G / Ethernet

Monitor your system anywhere in the world.



- ◆ External light indicator, logging status at a glance;
- ◆ Plug & play, pick power within inverter, no external power needed, easy to install;
- ◆ Independent from inverter to protect parts inside inverter, eliminate potential problems;
- ◆ IP65 water-proof design, resistant to bad weather, enhance stability;
- ◆ External design, easier to replace faulty equipment;
- ◆ End-user can monitor yields at any time with Deye Cloud.

Technical Data

Product Model	LSG-3	LSG-4	LSW-3	LS4G-3	LSE-3
Remote Communication Interface	GPRS	GPRS	WiFi	4G	LAN
Working Frequency	GSM850 / EGSM900 / DCS1800 / PCS 1900MHz	GSM850 / EGSM900 / DCS1800 / PCS 1900MHz	2.142GHz-2.484GHz	704MHZ-960MHZ 1710MHZ-2690MHZ	Adaptive Network; 10M / 100M
Satellite Positioning	/	GPS / Beidou < 15m	/	/	/
Antenna	External GPRS Stick Antenna	External GPRS Stick Antenna	External WiFi Stick Antenna	External 4G Stick Antenna	/
Data Interface	RS485 / RS232 / TTL				
Working Voltage	DC4.7V~DC15V				
Working Power	3W	3W	1.5W	5W	1W
SIM Card	Chip Card / MicroSIM	Chip Card / MicroSIM	/	MicroSIM	/
Memory	2M Flash (2M-16M Optional)				
Working Temperature	-40°C-85°C				
Working Humidity	< 90% (No Condensing)				
No.of Connections	One				
Serial Communication Rate	bps (1200-115200bps Configurable)				
Data Acquisition Interval	Default 5min (1-15min Configurable)				
User Configuration	AT+InstructionSet				
	Remote Server				
	Bluetooth		APP / Web	Local Serial Port	Web
Firmware Upgrade	Remote Upgrade				
Others	Real-time Control, Data resuming				

Stick logger supports GPRS, WIFI, 4G, Ethernet and other communication modes. Its bluetooth function enables local debugging configuration to collect operation and power generation data from inverters.

It pairs with Deye Cloud professional platform to enable remote PV system monitoring and to realize distributed power station management with lower cost and higher efficiency.

Deye Data Logger

DL1000B-4G

Monitor your system anywhere in the world.



- ◆ Plug-and-play;
- ◆ 1-minute Data Refresh Interval;
- ◆ App Local-mode by Bluetooth;
- ◆ Support Local and Remote OTA;
- ◆ Support Data Backfilling;
- ◆ Encrypted Transmission.

Technical Data

Product Model		DL1000B-4G
4G	LTE-FDD	B1/3/5/7/8/20/28
	LTE-TDD	B38/40/41
	GSM	B2/3/5/8
	Antenna	Build-in Antenna
BLE	Protocols	BLE 4.2
	TX power	MAX: 18dBm
Hardware	Data Interface	USB
	Power supply voltage	DC 5V
	Power dissipation	3.5W
	LED	NET LED COM LED
	SIM	Nano SIM
	Operating temperature	-30°C ~ +70°C
	Operating humidity	10%-90% (No Condensing)
	Storage temperature range	-40°C ~ +65°C
	Storage humidity	<40%
	Ingress Protection	IP65
Software	Dimension (W×D×H)	116.6mm×70.5mm×30.5mm
	Serial communication speed	Default :9600bps
	Data collection interval	Default :1 minute (1-15 mins Optional)
	User Configuration	AT Command Remote Server
	OTA	Remote OTA
Others	Real-Time control, Data backfilling	

Deye Cloud



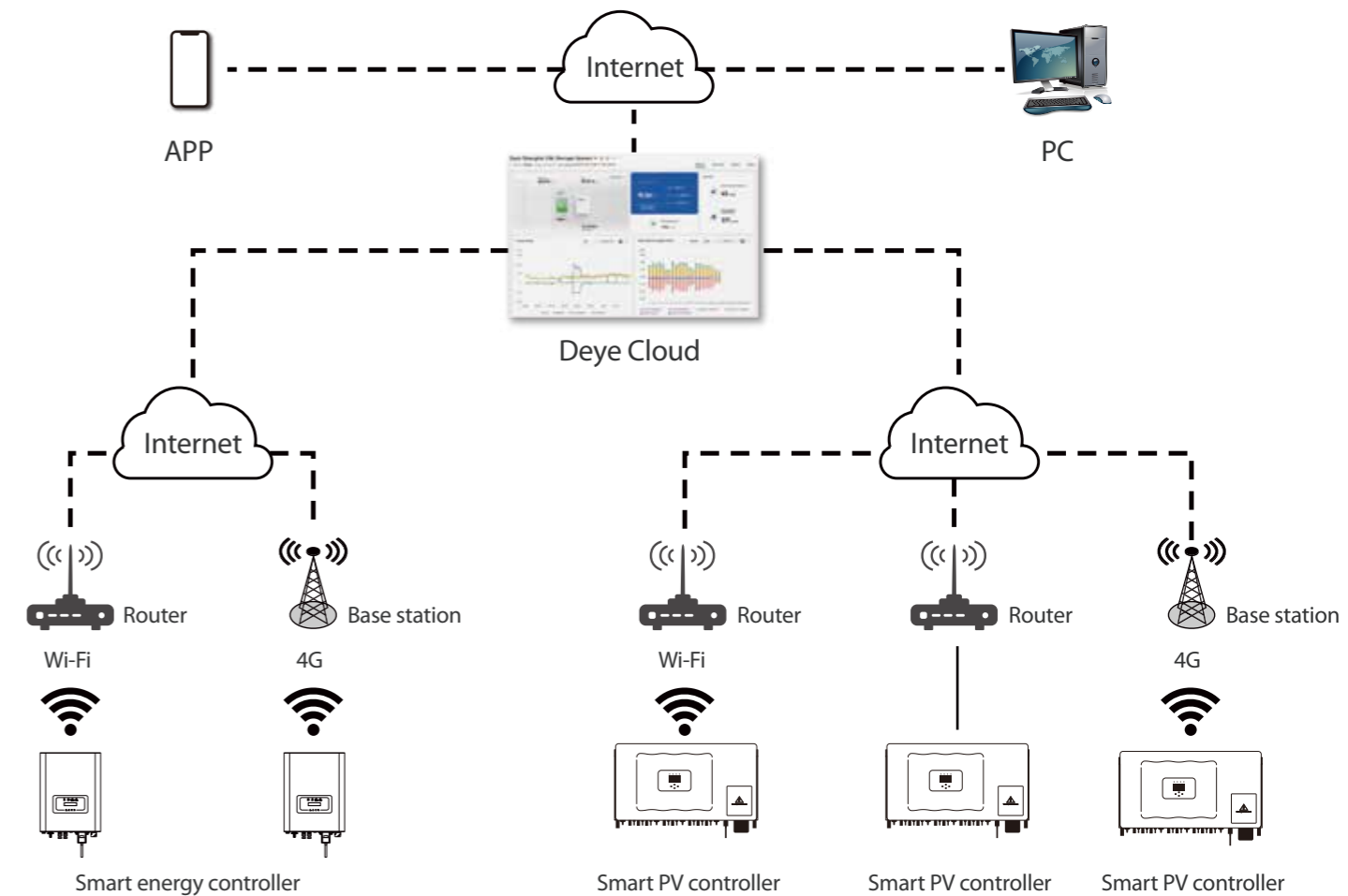
All in one

- Supports multiple devices such as photovoltaic, batteries, wind turbines, power grids, micro-inverters, diesel generators, loads, UPS, and Smartload in all aspects;
- Supports both business users and owners in one APP.



Security

- Separate data centers in Europe and America;
- Comply with ETSI/EN 303645, GDPR.



Support the establishment, data collection, monitoring, operation, maintenance, and after-sales services for new energy power stations like photovoltaic, energy storage, and micro-inverters. The Deye Smart Cloud Big Data platform enables transparent management of all power station types, enhancing their value. It offers a variety of power station and equipment types, comprehensive monitoring, efficient troubleshooting, intelligent data analysis, energy flow visualization, and diverse management modes. Additionally, our new data center feature allows collaboration with merchants for shared operation and maintenance, ensuring power station security and stability.

Project cases



- ▶ 20kW
- ▶ Germany
- ▶ SUN-10K-G



- ▶ 660kW
- ▶ China
- ▶ SUN-110K-G



- ▶ 220kW
- ▶ China
- ▶ SUN-110K-G



- ▶ 5kW
- ▶ Australia
- ▶ SUN-5K-G



- ▶ 50kW
- ▶ Brazil
- ▶ SUN-25K-G

Project cases



- ▶ 320kW
- ▶ Brazil
- ▶ SUN-80K-G



- ▶ 16kW
- ▶ South Africa
- ▶ SUN-8K-SG



- ▶ 150kW
- ▶ South Africa
- ▶ SUN-50K-SG

- ▶ 32kW
- ▶ South Africa
- ▶ SUN-8K-SG



- ▶ 6kW
- ▶ Italy
- ▶ SUN-6K-SG

Project cases



- ▶ 48kW
- ▶ Lebanon
- ▶ SUN-12K-SG



- ▶ 12kW
- ▶ Myanmar
- ▶ SUN-12K-SG

- ▶ 120kW
- ▶ Philippines
- ▶ SUN-12K-SG



- ▶ 50kW
- ▶ India
- ▶ SUN-50K-SG



- ▶ 12kW
- ▶ Vietnam
- ▶ SUN-12K-SG